



# **EQUIPMENT CATALOGUE EXPORT**










**WHEEL BALANCERS  
and Original Accessories**

**EFFECTIVE FROM MAY 2023**

---

**REL. NOVEMBER 2023**

**COLOR TABLE**

	RAL 3002 Corgi	/16
	RAL 3000 Citroen Red	/12
	RAL 7015 Mercedes Grey	/52
	RAL 7011 Mercedes Grey	/33
	RAL 7012 Mercedes Grey	/65
	RAL 7040 Volkswagen / Fiat / Porsche Grey	/39
	RAL 7030 Maserati / Ferrari Grey	/69
	RAL 7016 BMW Grey	/34 (bucciato)
	RAL 5011 Peugeot Blue	/A4 o /22 (bucciato)
	RAL 1003 Renault Yellow	/45
	RAL 7042 Renault Grey	/38
	RAL 9005 Lamborghini Black	/90 (bucciato)

Different colors subject to confirmation of the Export dept, with possible surcharge.

NEXION SPA reserves the right to change the specifications of its products at any time without prior notice. The company declines all responsibility in the event of claims deriving from the use of non-original accessories or spare parts with consequent forfeiture of the EC declaration of conformity.

**OFF-THE-VEHICLE WHEEL BALANCERS FOR CARS**

EYE-LIGHT PLUS DIAGNOSTICLINE  
 EYE-LIGHT PLUS DIAGNOSTICLINE  
 EM 9980C PLUS DIAGNOSTICLINE  
 EM 9780C PLUS AUTOMATICLINE  
 EM 9780 PLUS AUTOMATICLINE  
 EM 9580 C PLUS TOUCHSCREEN  
 EM 9580 PLUS TOUCHSCREEN  
 EM 9580 C PLUS LASERLINE  
 EM 9580 PLUS LASERLINE  
 EM 9550 C PLUS LASERLINE  
 EM 9550 PLUS LASERLINE  
 EM 9380 C XLINE TOUCHSCREEN  
 EM 9380 XLINE TOUCHSCREEN  
 EM 9380 C XLINE  
 EM 9380 XLINE  
 EM 9350 C XLINE  
 EM 9350 XLINE  
 EM 9280 C COMPACTLINE  
 EM 9280 COMPACTLINE  
 EM 9250 C COMPACTLINE  
 EM 9250 C COMPACTLINE

**WHEEL BALANCER BIKELINE**

EM 9250 BASIC BIKELINE  
 ACCESSORIES FOR WHEEL BALANCERS FOR CARS & MOTORCYCLES

**WHEEL BALANCERS FOR CAR MOBILE SERVICE**

EM 9050 SPACESAVER  
 EM 9050 - TILT UP - HAND SPIN  
 EM 9050 - SLIDE - MOTORIZED SPIN  
 EM 9050 WORKBENCH  
 RECOMMENDED ACCESSORIES FOR CAR MOBILE SERVICE

<b>4</b>	<b>WHEEL BALANCERS FOR TRUCK MOBILE SERVICE</b>	<b>60</b>
4	ET 1050 MOBILE TRUCK	60
4	RECOMMENDED ACCESSORIES FOR ET 1050 MOBILE TRUCK	61
5		
6		
7	<b>OFF-THE-VEHICLE WHEEL BALANCERS FOR TRUCKS</b>	<b>62</b>
8	ET 88	62
9	ET 77	63
10	ET 1450	64
11	ACCESSORIES FOR OFF-THE-VEHICLE WHEEL BALANCERS FOR TRUCKS	65
12		
13		
14		
15		
16		
17		
18		
19		
20		
21		
22		
23		
<b>24</b>		
24		
25		
<b>53</b>		
53		
54		
55		
56		
57		

## EYE-LIGHT PLUS DIAGNOSTICLINE



### STANDARD ACCESSORIES

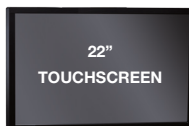
SLUG  
cod. 8-21100221




cod.  
802227308



cod.  
8-21100142



cod. 5-121236



32"



Versione WiNut



Code	Electrical Supply	Description
0-21101101/16	100-230V / 1Ph / 50-60Hz	Diagnostic machine for tyre shops, work shops, car dealers and cars manufacturers; 22" touchscreen monitor; no-contact data measurement with double laser triangulator; easy-to-use punctiform laser ; Wireless automatic wheel locking device (WiNUT); "Zero-space" wheel carter with automatic opening; industrial PC, camera and complete diagnosis (radial and lateral run-out, Tread depth and wheel drift); Weight management; iPos for smart wheel positioning;
0-21101100/16	100-230V / 1Ph / 50-60Hz	As above but with pedal operated automatic wheel locking

## EM 9980C PLUS DIAGNOSTICLINE



### STANDARD ACCESSORIES



WiNut Version



Code	Electrical Supply	Description
0-21109984/16	100-230V / 1Ph / 50-60Hz	<b>Diagnostic wheel balancer</b> for tyre shops, work shops, car dealers and cars manufacturers; 22" touchscreen monitor; no-contact data measurement with double laser triangulator; easy-to-use punctiform laser; diagnostic of radial and lateral wheel run out; easy-to-use punctiform laser ; Wireless automatic wheel locking device (WiNUT); "Zero-space" wheel carter; Weight management; iPos Lite for smart wheel positioning.
0-21109983/16	100-230V / 1Ph / 50-60Hz	As above but <b>with pedal</b> operated automatic wheel locking

## EM 9780C PLUS AUTOMATICLINE

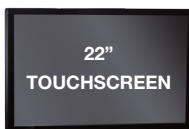


### STANDARD ACCESSORIES

cod.  
8-21100221



FIR WiNut  
VERSION



cod. 5-121236

COD.

8-21100142



cod.  
802227308



32"



Code	Electrical Supply	Description
0-21109784/16	100-230V / 1Ph / 50-60Hz	<b>Automatic wheel balancer</b> for tyre shops, work shops, car dealers and cars manufacturers; no-contact data input (combined system LASER-SONAR) including 22" touchscreen monitor; punctiform laser in ergonomic position; Wireless automatic wheel locking device (WiNUT); "Zero-space" wheel carter; Weight management; iPos Lite for smart wheel positioning. Wheel diagnostic, counterweights dispenser and support for HPC are optional.
0-21109783/16	100-230V / 1Ph / 50-60Hz	As above but <b>with pedal</b> operated automatic wheel locking

## EM 9780 PLUS AUTOMATICLINE




### STANDARD ACCESSORIES

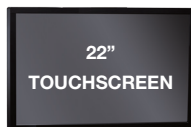
cod.  
8-21100221



Ø 42÷118,5 mm



x3



cod. 5-121236

22"  
TOUCHSCREEN


cod.  
8-21100142



cod.  
802227308



32"




Code	Electrical Supply	Description
0-21109790/16	100-230V / 1Ph / 50-60Hz	<b>Automatic Wheel Balancer</b> for tyre shops, workshops, car dealers and cars manufacturers; No-contact data input (combined system LASER-SONAR) including 22" touchscreen monitor; punctiform laser in ergonomic position; "Zero-space" wheel carter; Weight management; iPos Lite for smart wheel positioning. Manual wheel clamping. Wheel diagnostic, counterweights dispenser and support for HPC are optional.

## EM 9580 C PLUS TOUCHSCREEN

### STANDARD ACCESSORIES

cod.  
8-11100221



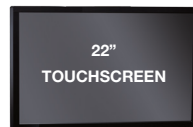
cod.  
8-21100159



cod.  
8-21100142



per versione WiNut



cod. 5-121236

cod.  
802227308



28"



Code	Electrical Supply	Description
0-21109592/16	100-230V / 1Ph / 50-60Hz	<b>Wheel balancer</b> with 22" industrial Touchscreen monitor, LaserLine indicator, Led illuminator, 28" SmartArm device for automatic data input with FST Fast Selection Program, LaserBlade function, exclusive Wireless locking device (WiNUT), automatic wheel clamping, "Zero Space" wheel guard, WM program included (AWD Sonar and Run-Out kit NOT included) Exclusive wireless locking system
0-21109591/16	100-230V / 1Ph / 50-60Hz	As above but <b>with pedal</b> operated automatic wheel clamping



## EM 9580 PLUS TOUCHSCREEN



### STANDARD ACCESSORIES


COD.  
8-11100221



COD.  
802227308



Ø 42÷118,5 mm



COD.  
8-21100159



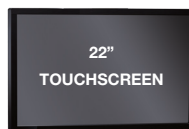
COD.  
8-21100142



x3



COD. 5-121236



28"



Code	Electrical Supply	Description
0-21109590/16	100-230V / 1Ph / 50-60Hz	<b>Wheel balancer</b> with 22" industrial Touchscreen monitor, LaserLine indicator, Led illuminator, 28" SmartArm device for automatic data input with FST Fast Selection Program, LaserBlade function, manual wheel clamping, "Zero Space" wheel guard, WM program included (AWD Sonar and Run-Out kit NOT included)

## EM 9580 C PLUS LASERLINE



### STANDARD ACCESSORIES



Code	Electrical Supply	Description
0-21109588/16	100-230V / 1Ph / 50-60Hz	<b>Wheel balancer with LaserLine indicator</b> , automatic data input with Fast Selection Program, exclusive Wireless locking device (WiNUT), automatic wheel clamping, “Zero Space” wheel guard, WM program included (monitor and Sonar NOT included) Exclusive wireless locking system 
0-21109586/16	100-230V / 1Ph / 50-60Hz	<b>Wheel balancer with LaserLine indicator</b> , automatic wheel clamping, automatic data input with Fast Selection Program, “Zero Space” wheel guard, WM program included (monitor and Sonar NOT included)

## EM 9580 PLUS LASERLINE




### STANDARD ACCESSORIES

cod.  
8-21100221



Ø 42÷118,5 mm



x3



cod.  
802227308



cod.  
8-21100159

cod.  
8-21100142



28"



Code	Electrical Supply	Description
0-21109587/16	100-230V / 1Ph / 50-60Hz	<b>Wheel balancer with LaserLine indicator</b> , manual wheel clamping, automatic data input with Fast Selection Program, "Zero Space" wheel guard, WM program included (monitor and Sonar NOT included)

## EM 9550 C PLUS LASERLINE




### STANDARD ACCESSORIES

cod.  
8-21100221



Ø 42÷118,5 mm



cod.  
802227308



x3



cod.  
8-21100159



28"



Code	Electrical Supply	Description
0-21109556/16	100-230V / 1Ph / 50-60Hz	<b>Display wheel balancer with LaserLine indicator</b> , automatic wheel clamping, automatic data input with Fast Selection Program, "Zero Space" wheel guard, WM program included (Sonar NOT included)

## EM 9550 PLUS LASERLINE




### STANDARD ACCESSORIES

cod.  
8-21100221



Ø 42÷118,5 mm



x3



cod.  
802227308



cod.  
8-21100159



28"



Code	Electrical Supply	Description
0-21109557/16	100-230V / 1Ph / 50-60Hz	<b>Display wheel balancer with LaserLine indicator</b> , manual wheel clamping, "Zero Space" wheel guard, WM program included, (Sonar NOT included)

## EM 9380 C XLINE TOUCHSCREEN




### STANDARD ACCESSORIES

cod.  
8-21100221



Ø 42÷118,5 mm



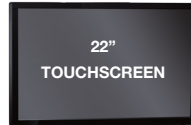
x3



cod.  
802227308



cod. 5-121236



22"  
TOUCHSCREEN



TOUCHSCREEN

28"



Code	Electrical Supply	Description
0-21193806/16	200-230V / 1Ph / 50-60Hz	<b>Wheel balancer with 22" Touchscreen monitor</b> , LaserLine indicator, Led illuminator, automatic wheel clamping, 28" SmartArm device, Weight Management. (AWD Sonar NOT included)

## EM 9380 XLINE TOUCHSCREEN




### STANDARD ACCESSORIES

cod.  
8-21100221



Ø 42÷118,5 mm



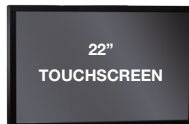
x3



cod.  
802227308



cod. 5-121236



28"

TOUCHSCREEN

Code	Electrical Supply	Description
0-21193805/16	200-230V / 1Ph / 50-60Hz	<b>Wheel balancer with 22" Touchscreen monitor</b> , LaserLine indicator, Led illuminator, manual wheel clamping, 28" SmartArm device, Weight Management. (AWD Sonar NOT included)

## EM 9380 C XLINE




### STANDARD ACCESSORIES

cod.  
8-21100221



Ø 42÷118,5 mm



x3

cod.  
802227308



28"



Code	Electrical Supply	Description
0-21193802/16	200-230V / 1Ph / 50-60Hz	<b>Wheel balancer with LaserLine indicator</b> , automatic data input, Automatic wheel clamping, WM program included, (monitor NOT included).
0-21193803/16	100-115V / 1Ph / 50-60Hz	<b>Wheel balancer with LaserLine indicator</b> , automatic data input, Automatic wheel clamping, WM program included, (monitor NOT included).



## EM 9380 XLINE



### STANDARD ACCESSORIES

cod.  
8-21100221



Ø 42÷118,5 mm

cod.  
802227308



x3



Code	Electrical Supply	Description
0-21193800/16	200-230V / 1Ph / 50-60Hz	<b>Wheel balancer with LaserLine indicator</b> , automatic data input (monitor NOT included), WM program included.
0-21193801/16	100-115V / 1Ph / 50-60Hz	<b>Wheel balancer with LaserLine indicator</b> , automatic data input (monitor NOT included), WM program included.

## EM 9350 C XLINE




### STANDARD ACCESSORIES

cod.  
8-21100221



Ø 42÷118,5 mm



x3



cod.  
802227308



28"



Code	Electrical Supply	Description
0-21193502/16	200-230V / 1Ph / 50-60Hz	<b>LCD Display</b> machine with LaserLine indicator, automatic data input and automatic wheel locking
0-21193503/16	100-115V / 1Ph / 50-60Hz	As above but <b>with different power supply</b>

## EM 9350 XLINE




### STANDARD ACCESSORIES

cod.  
8-21100221



Ø 42÷118,5 mm



x3



cod.  
802227308




28"



Code	Electrical Supply	Description
0-21193500/16	200-230V / 1Ph / 50-60Hz	<b>LCD display</b> machine with LaserLine indicator, automatic data input with FSP.
0-21193501/16	100-115V / 1Ph / 50-60Hz	<b>LCD display</b> machine with LaserLine indicator, automatic data input with FSP.

## EM 9280 C COMPACTLINE

### STANDARD ACCESSORIES



Code	Electrical Supply	Description
0-21192804/16	200-230V / 1Ph / 50-60Hz	<b>Wheel balancer</b> , compact and essential with professional performances; Pneumatic wheel clamping (patent). Easy & Quick to use; Automatic wheel distance and diameter acquisition with SMARTARM for the automatic identification of the best balancing program;AWC (Auto Width Calculation): automatic calculation of the width even if the AWD external sensor is not present. The wheel balancer calculates the width by reducing the operational time;Automatic braking at end of measurement; Rpa system - research of the weight automation position and automatic clamping brake;Quick optimise, Hidden weight and Split weight programmes for motorcycles; 4 cones (42÷118,5mm); Monitor and PL50 not included
0-21192805/16	100-115V / 1Ph / 50-60Hz	<b>EM9280 C CompactLine</b> , as above, but with different power supply

## EM 9280 COMPACTLINE



### STANDARD ACCESSORIES

cod.  
8-21100221



cod.  
802227308



Code	Electrical Supply	Description
0-21192800/16	200-230V / 1Ph / 50-60Hz	<b>Wheel balancer</b> with automatic data input, automatic brake at the end of the spin, RPA system, WM program included, (monitor NOT included).
0-21192801/16	100-115V / 1Ph / 50-60Hz	<b>Wheel balancer</b> with automatic data input, automatic brake at the end of the spin, RPA system, WM program included, (monitor NOT included).
0-21192802/16	200-230V / 1Ph / 50-60Hz	<b>Wheel balancer</b> with automatic data input, automatic brake at the end of the spin, RPA system, WM program included, (monitor and wheel guard NOT included).
0-21192803/16	100-115V / 1Ph / 50-60Hz	<b>Wheel balancer</b> with automatic data input, automatic brake at the end of the spin, RPA system, WM program included, (monitor and wheel guard NOT included).

## EM 9250 C COMPACTLINE




### STANDARD ACCESSORIES

cod.  
8-21100221



Ø 42÷118,5 mm



x3



cod.  
802227308



28"




Code	Electrical Supply	Description
0-21192513/16	200-230V / 1Ph / 50-60Hz	<b>LCD display</b> wheel balancer with automatic data input and automatic brake at the end of the spin, PNEULOCK automatic wheel clamping, AWC Auto Width Calculation, automatic brake at the end of the measurement and RPA system
0-21192514/16	100-115V / 1Ph / 50-60Hz	As above, but with <b>different power supply</b> .

## EM 9250 C COMPACTLINE



### STANDARD ACCESSORIES

cod.  
8-21100221



x3



COD.  
802227308




28"

Premium Version




Code	Electrical Supply	Description
0-21192508/16	200-230V / 1Ph / 50-60Hz	<b>PREMIUM Version: EM9250 CompactLine</b> , LCD display machine with automatic data input and automatic brake at the end of the spin. Electric brake and RPA system.
0-21192509/16	100-115V / 1Ph / 50-60Hz	As above, but <b>with different power supply</b> .
0-21192510/16	200-230V / 1Ph / 50-60Hz	<b>LCD display machine</b> with automatic data input and automatic brake at the end of the spin, Electric brake and RPA system, (wheel guard NOT included).
0-21192511/16	100-115V / 1Ph / 50-60Hz	As above, but <b>with different power supply</b> .
0-21192504/16	200-230V / 1Ph / 50-60Hz	<b>PROFESSIONAL Version: EM9250 CompactLine</b> , LCD display machine with automatic data input and automatic brake at the end of the spin.
0-21192505/16	100-115V / 1Ph / 50-60Hz	As above, but <b>with different power supply</b> .
0-21192506/16	200-230V / 1Ph / 50-60Hz	<b>LCD display machine</b> with automatic data input and automatic brake at the end of the spin, (wheel guard NOT included).
0-21192507/16	100-115V / 1Ph / 50-60Hz	As above, but <b>with different power supply</b> .
0-21192500/16	200-230V / 1Ph / 50-60Hz	<b>BASIC Version: EM9250 CompactLine</b> , LCD display machine with manual data input and automatic brake at the end of the spin.
0-21192501/16	100-115V / 1Ph / 50-60Hz	As above, but <b>with different power supply</b> .
0-21192502/16	200-230V / 1Ph / 50-60Hz	<b>LCD display machine</b> with manual data input and automatic brake at the end of the spin (wheel guard NOT included).
0-21192503/16	100-115V / 1Ph / 50-60Hz	As above, but <b>with different power supply</b> .

## EM 9250 BASIC BIKELINE



### STANDARD ACCESSORIES

cod.  
8-21100221



cod.  
802227308





28"


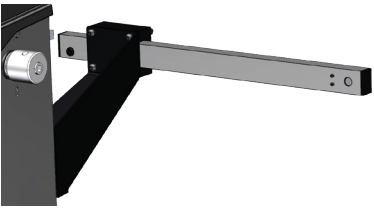

Code	Electrical Supply	Description
0-21192512/16	200-230V / 1Ph / 50-60Hz	<b>EM9250 Basic Bike Line</b> , LCD display wheel balancer complete with BIKE UNIVERSAL KIT and PRA4 KIT



## ACCESSORIES FOR WHEEL BALANCERS FOR CARS & MOTORCYCLES




Image	Description	Code	EYE-LIGHT Plus	EM9980 C Plus	EM9780 C Plus	EM9780 Plus Line	EM9580 C Plus TouchScr	EM9580 Plus Touchscreen	EM9580 C Plus	EM9580 Plus	EM9550 C Plus	EM9550 Plus	EM9380 C / Touchscreen	EM9880 / Touchscreen	EM9350 C	EM9350	EM9280 C	EM9280	EM9250 C Premium	EM9250 Premium	EM9250 Professional	EM9250 Basic	EM9250 Basic BikeLine
<b>MONITORS</b>																							
	<b>22" Wide screen monitor.</b> (not for Touchscreen version)	8-21100234	-	-	-	-	-	-	O	O	-	-	O	O	-	-	-	-	-	-	-	-	-
	<b>19" Wide screen monitor.</b> (not for Touchscreen version)	8-21100235	-	-	-	-	-	-	O	O	-	-	O	O	-	-	O	O	-	-	-	-	-
	<b>Cleaning kit for monitor.</b>	8-21120006	O	O	O	O	O	O	O	O	■	-	O	O	-	-	O	O	-	-	-	-	-

## ACCESSORIES FOR WHEEL BALANCERS FOR CARS & MOTORCYCLES

Image	Description	Code																					
			EYE-LIGHT Plus	EM9980 C Plus	EM9780 C Plus	EM9780 Plus Line	EM9580 C Plus TouchScr	EM9580 Plus Touchscreen	EM9580 C Plus	EM9580 Plus	EM9550 C Plus	EM9550 Plus	EM9380 C / Touchscreen	EM9380 / Touchscreen	EM9350 C	EM9350	EM9280 C	EM9280	EM9250 C Premium	EM9250 Premium	EM9250 Professional	EM9250 Basic	EM9250 Basic BikeLine
<b>ELECTRONIC DEVICES</b>																							
 <p>LAN CONNECTION KIT</p>	<p><b>LAN CONNECTION KIT</b> Interconnection kit of the wheel balancer to the company management system network; it allow to view, archive and print remotely the different measurement and diagnostic reports of the diagnostic wheel balancer.</p>	8-21100255	O	O	O	O	O	C	O	O	-	-	O	O	-	-	O	O	-	-	-	-	-
	<p><b>Kit RRS-2, Kit Sonar Runout</b></p>	8-21100277	-	-	-	-	-	-	-	-	-	-	O	O	-	-	O	O	-	-	-	-	-
	<p><b>EG1</b> Width wheel measurement.</p>	8-21100074	-	-	-	-	-	-	-	-	-	-	-	-	-	-	-	-	-	-	O	-	-

ACCESSORIES FOR WHEEL BALANCERS FOR CARS & MOTORCYCLES				EYE-LIGHT Plus	EM9980 C Plus	EM9780 C Plus	EM9780 Plus Line	EM9580 C Plus TouchScr	EM9580 Plus Touchscreen	EM9580 C Plus	EM9580 Plus	EM9550 C Plus	EM9550 Plus	EM9380 C / Touchscreen	EM9380 / Touchscreen	EM9350 C	EM9350	EM9280 C	EM9280	EM9250 C Premium	EM9250 Premium	EM9250 Professional	EM9250 Basic	EM9250 Basic BikeLine
Image	Description	Code																						
	<b>LASER BLADE KIT:</b> Upgrade kit for EM93xx & EM92xx series, to guide the operator in choosing the rim's inner planes without any errors and with extremely good visibility	8-21120022		-	-	-	-	-	-	-	-	-	-	0	0	0	0	0	0	0	0	0	0	0
	<b>Upgrade kit LASER BLADE</b> for EM95xx series, not Plus (this kit is already fitted on the EM9550-EM9580 Plus series, it allows the upgrade of the EM95xx models not in Plus version, manufactured until end of 2017)	8-21120023		-	-	-	-	■	■	■	■	■	■	-	-	-	-	-	-	-	-	-	-	-
	<b>Laser &amp; Led kit</b>	8-21100238		-	-	-	-	-	-	-	-	-	-	-	-	-	-	0	0	0	0	0	0	
	<b>AWD kit</b> for wheel width measurement by Sonar sensor.	8-21100232		-	-	■	■	0	0	0	0	0	0	0	0	0	0	0	0	0	0	-	-	-




## ACCESSORIES FOR WHEEL BALANCERS FOR CARS & MOTORCYCLES

Image	Description	Code	EYE-LIGHT Plus	EM9980 C Plus	EM9780 C Plus	EM9780 Plus Line	EM9580 C Plus TouchScr	EM9580 Plus Touchscreen	EM9580 C Plus	EM9580 Plus	EM9550 C Plus	EM9550 Plus	EM9380 C / Touchscreen	EM9380 / Touchscreen	EM9350 C	EM9350	EM9280 C	EM9280	EM9250 C Premium	EM9250 Premium	EM9250 Professional	EM9250 Basic	EM9250 Basic BikeLine
	<b>RETROFIT KIT</b> - WINUT to add the WiNut system to wheels balancers produced without it; EM92xx-C and EM93xx-C manufactured starting from July 2019	8-21100242	O	O	O	-	O	-	O	-	-	-	O	-	O	-	O	-	O	-	-	-	-
	<b>Sonar RUNOUT</b> kit with new BESTFIT functions	8-21100250	-	-	O	O	O	O	O	O	-	-	-	-	-	-	-	-	-	-	-	-	-
<b>LIFTERS</b>																							
	<b>TT - ZERO GRAVITY</b> Automatic self-balancing wheel lifter, 80 kg capacity	8-21100230	O	O	O	O	O	O	O	O	O	O	O	O	O	O	O	O	O	O	O	O	O



## ACCESSORIES FOR WHEEL BALANCERS FOR CARS & MOTORCYCLES

Image	Description	Code																					
			EYE-LIGHT Plus	EM9980 C Plus	EM9780 C Plus	EM9780 Plus Line	EM9580 C Plus TouchScr	EM9580 Plus Touchscreen	EM9580 C Plus	EM9580 Plus	EM9550 C Plus	EM9550 Plus	EM9380 C / Touchscreen	EM9380 / Touchscreen	EM9350 C	EM9350	EM9280 C	EM9280	EM9250 C Premium	EM9250 Premium	EM9250 Professional	EM9250 Basic	EM9250 Basic BikeLine
	<b>TT-R</b> Professional adjustable scissor wheel lifter, one handed control, 80 kg capacity	8-21100248	O	O	O	O	O	O	O	O	O	O	O	O	O	O	O	O	O	O	O	O	O
	<b>TTØ</b> mounting kit for TT-ZERO GRAVITY and TT-R wheel lifter, only for EM9380, EM9350, EM9280 and 9250.	8-21100231	-	-	-	-	-	-	-	-	-	O	O	O	O	O	O	O	O	O	O	O	O
	<b>Flap kit for TT-ZERO GRAVITY and TT-R wheel lifter</b> (it allows to mount the lifter on wheel balancers with lateral foot) for EM9280, EM9250.	8-21600132	-	-	-	-	-	-	-	-	-	-	-	-	-	O	O	O	O	O	O	O	O



## ACCESSORIES FOR WHEEL BALANCERS FOR CARS & MOTORCYCLES

Image	Description	Code																					
			EYE-LIGHT Plus	EM9980 C Plus	EM9780 C Plus	EM9780 Plus Line	EM9580 C Plus TouchScr	EM9580 Plus Touchscreen	EM9580 C Plus	EM9580 Plus	EM9550 C Plus	EM9550 Plus	EM9380 C / Touchscreen	EM9380 / Touchscreen	EM9350 C	EM9350	EM9280 C	EM9280	EM9250 C Premium	EM9250 Premium	EM9250 Professional	EM9250 Basic	EM9250 Basic BikeLine
	<b>TT 80</b> Universal pneumatic lifter, max load kg 80.	8-21100161	O	O	O	O	O	O	O	O	O	O	O	O	O	O	O	O	O	O	O	O	O
 <b>FTT1</b>	<b>FTT1</b> Mounting kit for TT80.	8-21100163	-	-	-	-	-	-	-	-	-	O	O	O	O	O	O	O	O	O	O	O	O
 <b>FTT2</b>	<b>FTT2</b> Mounting kit for TT80.	8-21120002	O	O	O	O	O	O	O	O	O	-	-	-	-	-	-	-	-	-	-	-	-

## ACCESSORIES FOR WHEEL BALANCERS FOR CARS & MOTORCYCLES



Image	Description	Code	EYE-LIGHT Plus	EM9980 C Plus	EM9780 C Plus	EM9780 Plus Line	EM9580 C Plus TouchScr	EM9580 Plus Touchscreen	EM9580 C Plus	EM9580 Plus	EM9550 C Plus	EM9550 Plus	EM9380 C / Touchscreen	EM9380 / Touchscreen	EM9350 C	EM9350	EM9280 C	EM9280	EM9250 C Premium	EM9250 Premium	EM9250 Professional	EM9250 Basic	EM9250 Basic BikeLine
<b>CUSTOMIZATION KITS</b>																							
	<b>Side support panel:</b> accessory holder support panel for centering kits and HPC kits, painted in red color (for wheel balancers already painted in red color RAL 3002 - /16)	8-21100258/16	-	-	-	-	-	-	-	-	-	-	-	-	-	-	0	0	0	0	0	0	0
	<b>Side support panel:</b> accessory holder support panel for centering kits and HPC kits, painted in black color (for wheel balancers already painted in other, NOT RAL 3002 - /16)	8-21100258/90	-	-	-	-	-	-	-	-	-	-	-	-	-	-	-	0	0	0	0	0	0
	<b>Support panel</b> for HPC High Precision Collets centering kit, painted in red color (for wheel balancers already painted in red color RAL 3002 in /16)	8-21100253/16	-	0	0	0	0	0	0	0	0	0	-	-	-	-	-	-	-	-	-	-	-
	<b>Support panel</b> for HPC High Precision Collets centering kit, painted in black color (for wheel balancers painted in other colors, NOT RAL 3002 in /16)	8-21100253/90	■	0	0	0	0	0	0	0	0	0	-	-	-	-	-	-	-	-	-	-	-

## ACCESSORIES FOR WHEEL BALANCERS FOR CARS & MOTORCYCLES

Image	Description	Code																						
			EYE-LIGHT Plus	EM9980 C Plus	EM9780 C Plus	EM9780 Plus Line	EM9580 C Plus TouchScr	EM9580 Plus Touchscreen	EM9580 C Plus	EM9580 Plus	EM9550 C Plus	EM9550 Plus	EM9380 C / Touchscreen	EM9380 / Touchscreen	EM9350 C	EM9350	EM9280 C	EM9280	EM9250 C Premium	EM9250 Premium	EM9250 Professional	EM9250 Basic	EM9250 Basic BikeLine	
	<b>PL50 Foot</b> for installation without anchoring to floor. Maximum wheel weight is limited to 50 Kg with the foot installed (RED COLOR)	8-21100158/16	-	-	-	-	-	-	-	-	-	-	-	-	-	-	-	-	-	-	-	-	-	-
	<b>PL50 Foot</b> for installation without anchoring to floor. Maximum wheel weight is limited to 50 Kg with the foot installed (BLACK COLOR).	8-21100158/90	-	-	-	-	-	-	-	-	-	-	-	-	-	-	-	-	-	-	-	-	-	-
	<b>Customization colour kit</b> only for EM9250 and EM9280	8-21100245/xx	-	-	-	-	-	-	-	-	-	-	-	-	-	-	-	-	-	-	-	-	-	



## ACCESSORIES FOR WHEEL BALANCERS FOR CARS & MOTORCYCLES

Image	Description	Code	EYE-LIGHT Plus	EM9980 C Plus	EM9780 C Plus	EM9780 Plus Line	EM9580 C Plus TouchScr	EM9580 Plus Touchscreen	EM9580 C Plus	EM9580 Plus	EM9550 C Plus	EM9550 Plus	EM9380 C / Touchscreen	EM9380 / Touchscreen	EM9350 C	EM9350	EM9280 C	EM9280	EM9250 C Premium	EM9250 Premium	EM9250 Professional	EM9250 Basic	EM9250 Basic BikeLine
<b>MISCELLANEOUS</b>																							
	<b>DISPENSER KIT:</b> easy-to-use dispenser kit for adhesive counterweights coil.	8-21100251	O	O	O	O	O	O	O	O	O	O	O	O	O	O	O	O	O	O	O	O	O
	<b>Adhesive counterweights coil:</b> metal coil 5 gr x 1200 - 6 kg	8-21100252	O	O	O	O	O	O	O	O	O	O	O	O	O	O	O	O	O	O	O	O	O
	<b>Complete wheel guard kit</b> for EM92xx series	8-21100246/90	-	-	-	-	-	-	-	-	-	-	-	-	-	-	O	O	O	O	O	O	O

<b>ACCESSORIES FOR WHEEL BALANCERS FOR CARS &amp; MOTORCYCLES</b>				EYE-LIGHT Plus	EM9980 C Plus	EM9780 C Plus	EM9780 Plus Line	EM9580 C Plus TouchScr	EM9580 Plus Touchscreen	EM9580 C Plus	EM9580 Plus	EM9550 C Plus	EM9550 Plus	EM9380 C / Touchscreen	EM9380 / Touchscreen	EM9350 C	EM9350	EM9280 C	EM9280	EM9250 C Premium	EM9250 Premium	EM9250 Professional	EM9250 Basic	EM9250 Basic BikeLine
Image	Description	Code																						
	CB Pedal clamping brake only for EM9250.	8-21100191		-	-	-	-	-	-	-	-	-	-	-	-	-	-	-	-	-	-	0	0	0
	AWR adhesive weight remover.	802461006		0	0	0	0	0	0	0	0	0	0	0	0	0	0	0	0	0	0	0	0	0
	PR Inkjet USB printer	8-21120005		0	0	0	0	0	0	-	-	-	-	-	-	-	-	-	-	-	-	-	-	-
	PRS Printer support kit	8-21100236/90		0	0	0	0	0	0	-	-	-	-	-	-	-	-	-	-	-	-	-	-	-
	PFC Weight pliers.	802227308		■	■	■	■	■	■	■	■	■	■	■	■	■	■	■	■	■	■	■	■	■

## ACCESSORIES FOR WHEEL BALANCERS FOR CARS & MOTORCYCLES

Image	Description	Code	EYE-LIGHT Plus	EM9980 C Plus	EM9780 C Plus	EM9780 Plus Line	EM9580 C Plus TouchScr	EM9580 Plus Touchscreen	EM9580 C Plus	EM9580 Plus	EM9550 C Plus	EM9550 Plus	EM9380 C / Touchscreen	EM9380 / Touchscreen	EM9350 C	EM9350	EM9280 C	EM9280	EM9250 C Premium	EM9250 Premium	EM9250 Professional	EM9250 Basic	EM9250 Basic BikeLine
	<b>Clip</b> for assisted application of adhesive weights only for EM92XX, EM93XX.	8-21100159	-	-	-	-	■	■	■	■	■	■	○	○	○	○	○	○	○	○	○	○	○
	<b>PPT Bead depressor clamp.</b>	8-21100225	○	○	○	○	○	○	○	○	○	○	○	○	○	○	○	○	○	○	○	○	○
	<b>VC-Voltage Converter 220V to 110V</b> Voltage converter to electrically connect a 110V wheel balancer to a 220V mains voltage. Only for markets that have dual 220V and 110V mains power supplies and for wheel balancers manufactured in 110V.	8-21100292/90	-	-	-	-	-	-	-	-	-	-	○	○	○	○	○	○	○	○	○	○	○

## WHEEL CENTERING KITS

	<b>GBP40 EVO KIT – professional quick nut kit ø40x3mm</b>	8-21100289	-	-	-	■	-	■	-	■	-	■	-	■	-	■	-	■	-	■	■	■	○
	PCF1 Wheel protector for centering alloy rims	4-115868																					
	CF1 Wheel clamping cap	4-115863																					
	CD1 Spacer cap	4-115864																					
	GBP EVO Quick nut	5-101561																					
	GBP1 Clamp "R"	4-104798																					
	GBP2 Clamp "L"	4-104799																					
GBP3 Lever	4-104796																						
	<b>CCK3 EVO KIT – centering cone kit ø40mm 42÷103,5mm</b>	8-21100280	■	■	■	■	■	■	■	■	■	■	■	■	■	■	■	■	■	■	■	■	○
	CP1 Small cone Ø42÷68 mm	5-107970																					
	CP2 Medium cone Ø60÷87 mm	5-107968																					
	CP3 Large cone Ø83÷103 mm	5-107969																					

## ACCESSORIES FOR WHEEL BALANCERS FOR CARS & MOTORCYCLES

Image	Description	Code	EYE-LIGHT Plus	EM9980 C Plus	EM9780 C Plus	EM9780 Plus Line	EM9580 C Plus TouchScr	EM9580 Plus Touchscreen	EM9580 C Plus	EM9580 Plus	EM9550 C Plus	EM9550 Plus	EM9380 C / Touchscreen	EM9380 / Touchscreen	EM9350 C	EM9350	EM9280 C	EM9280	EM9250 C Premium	EM9250 Premium	EM9250 Professional	EM9250 Basic	EM9250 Basic BikeLine	
	<b>MFS</b> - Standard Threaded shaft $\varnothing$ 40x3 mm - 181,5 mm long	8-21100283	-	-	-	■	-	■	-	■	-	■	-	■	-	■	-	■	-	■	■	■	○	
	<b>MFL</b> - XL threaded shaft $\varnothing$ 40x3mm - 220mm long	8-21100193	-	-	-	○	-	○	-	○	-	○	-	○	-	○	-	○	-	○	○	○	○	
<p>x3 PCF1 CF1 CD1 QLS</p>	<b>MBP40 EVO KIT</b> – locking sleeve kit for electric or pneumatic wheel locking system	8-21100285	■	■	■	-	■	-	■	-	■	-	■	-	■	-	■	-	■	-	-	-	-	
	<b>PCF1</b> Wheel protector for centering alloy rims	4-115868																						
	<b>CF1</b> Wheel clamping cap	4-115863																						
	<b>CD1</b> Spacer cap	4-115864																						
	<b>QLS</b> Quick Locking Sleeve	5-107394																						
<b>WHEEL CENTERING KITS</b>																								
<p>B3 B2 B4 B1 B5 B7</p>	<b>SBC</b> Set of 6 bushes for reverse side centring $\varnothing$ 40 mm	8-21100082	○	○	○	○	○	○	○	○	○	○	○	○	○	○	○	○	○	○	○	○	○	
	<b>B1</b> AUDI, BMW, Chrysler, Opel, Rover, Seat, VW, Daewoo, Galaxy (Ford), Lotus, British-Leyland, Smart (Mercedes), Skoda	4-105075																						
	<b>B2</b> Citroën, Hyundai, Lancia, Maserati, Mazda, Mercedes, Mitsubishi, Nissan, Opel, Peugeot, Saab, Volvo.	4-105076																						
	<b>B3</b> BMW, Jaguar, Aston Martin.	4-105077																						
	<b>B4</b> Ford, Honda, Rover	4-105078																						
	<b>B5</b> Autobianchi, Alfa Romeo, Citroën, Fiat, Lada, Lancia, Jalbot, Biturbo (Maserati), Mazda, Nissan, Peugeot, Porsche, Renault, 2600-3500 serie (Rover), Seat =>90, Skoda, Toyota.	4-105079																						
<b>B7</b> Citroën, Daihatsu, Honda, Kia, Mazda, Mitsubishi, Peugeot, Rover, Subaru, Toyota, Agila (Opel), Suzuki, Hyuday.	4-105080																							





## ACCESSORIES FOR WHEEL BALANCERS FOR CARS & MOTORCYCLES

Image	Description	Code	EYE-LIGHT Plus	EM9980 C Plus	EM9780 C Plus	EM9780 Plus Line	EM9580 C Plus TouchScr	EM9580 Plus Touchscreen	EM9580 C Plus	EM9580 Plus	EM9550 C Plus	EM9550 Plus	EM9380 C / Touchscreen	EM9380 / Touchscreen	EM9350 C	EM9350	EM9280 C	EM9280	EM9250 C Premium	EM9250 Premium	EM9250 Professional	EM9250 Basic	EM9250 Basic BikeLine
	<b>HPC</b> High Precision Collets centering kit (8 two-faced slightly tapered bushings)	8-21100244	■	○	○	○	○	○	○	○	○	○	○	○	○	○	○	○	○	○	○	○	○
	<b>Trolley</b> for HPC kit.	8-21100243/90	○	○	○	○	○	○	○	○	○	○	○	○	○	○	○	○	○	○	○	○	○
<b>WHEEL CENTERING KITS</b>																							
	<b>B6</b> Bush "Racing" Ø 67 mm for FERRARI / MASERATI	8-21100083	○	○	○	○	○	○	○	○	○	○	○	○	○	○	○	○	○	○	○	○	○
	<b>B9</b> Bush OPEL Ø 56,5-65-70,1 mm	8-21100085	○	○	○	○	○	○	○	○	○	○	○	○	○	○	○	○	○	○	○	○	○

## ACCESSORIES FOR WHEEL BALANCERS FOR CARS & MOTORCYCLES

Image	Description	Code	EYE-LIGHT Plus	EM9980 C Plus	EM9780 C Plus	EM9780 Plus Line	EM9580 C Plus TouchScr	EM9580 Plus Touchscreen	EM9580 C Plus	EM9580 Plus	EM9550 C Plus	EM9550 Plus	EM9380 C / Touchscreen	EM9380 / Touchscreen	EM9350 C	EM9350	EM9280 C	EM9280	EM9250 C Premium	EM9250 Premium	EM9250 Professional	EM9250 Basic	EM9250 Basic BikeLine
<p>B10 Ø 60 mm</p> <p>B12 Ø 66 mm</p> <p>B13 Ø 71 mm</p> <p>B14 Ø 89 mm</p> <p>B15 Ø 130 mm</p>	<b>RENAULT Set</b> of 5 Renault bushes.	8-21100229	○	○	○	○	○	○	○	○	○	○	○	○	○	○	○	○	○	○	○	○	○
	<b>B10</b> 60 mm	4-105106																					
	<b>B12</b> 66 mm	4-107025																					
	<b>B13</b> 71 mm	4-107026																					
	<b>B14</b> 89 mm	4-107027																					
	<b>B15</b> 130 mm	4-107028																					
<p>B11</p> <p>B6</p>	<b>BMW - MINI KIT</b> Ø 66.5, Ø 56.5, Ø 72.5, Ø 74 mm	8-21100228	○	○	○	○	○	○	○	○	○	○	○	○	○	○	○	○	○	○	○	○	○
	<b>B6</b> Ø 66.5 mm	4-105103																					
	<b>B11</b> Ø 56.5 - Ø 72.5 - Ø 74 mm	4-105108																					
<p>B17</p> <p>B16</p>	<b>MERCEDES KIT</b> Ø 57, Ø 65, Ø 66,5, Ø 84 mm	8-21400022	○	○	○	○	○	○	○	○	○	○	○	○	○	○	○	○	○	○	○	○	○
	<b>B16</b> Ø 57, Ø 66.5, Ø 67 mm	4-138168																					
	<b>B17</b> Ø 60, Ø 84 mm	4-138169																					

## ACCESSORIES FOR WHEEL BALANCERS FOR CARS & MOTORCYCLES

Image	Description	Code	EYE-LIGHT Plus	EM9980 C Plus	EM9780 C Plus	EM9780 Plus Line	EM9580 C Plus TouchScr	EM9580 Plus Touchscreen	EM9580 C Plus	EM9580 Plus	EM9550 C Plus	EM9550 Plus	EM9380 C / Touchscreen	EM9380 / Touchscreen	EM9350 C	EM9350	EM9280 C	EM9280	EM9250 C Premium	EM9250 Premium	EM9250 Professional	EM9250 Basic	EM9250 Basic BikeLine								
<b>WHEEL CENTERING</b>																															
 CIP	<b>CIP</b> Intermediate cone Ø 55÷72 mm An indispensable accessory for wheels with plastic wheel covers and aftermarket wheels with short hub holes. The dimensions of the CIP prevent it from protruding through the hub hole at the front, preventing damage to the front of the wheel, as on these wheels, the front diameter of the hub hole is smaller than the diameter of the rear centring hole.	8-21100200	○	○	○	-	○	○	○	○	○	○	○	○	○	○	○	○	○	○	○	○	○								
 CGF    PCF1    CF1	<b>ARF</b> Accessory for of-road wheels Ø102,5÷118,5mm Ø 101÷119 mm.  <table border="1"> <tr> <td><b>CGF</b></td> <td>Off-road wheel cone (vans)</td> <td>5-107971</td> </tr> <tr> <td><b>PCF1</b></td> <td>Wheel protector for centring alloy rims</td> <td>4-115868</td> </tr> <tr> <td><b>CF1</b></td> <td>Wheel clamping cap ø 147 mm</td> <td>4-115863</td> </tr> </table>	<b>CGF</b>	Off-road wheel cone (vans)	5-107971	<b>PCF1</b>	Wheel protector for centring alloy rims	4-115868	<b>CF1</b>	Wheel clamping cap ø 147 mm	4-115863	8-21100080	■	■	■	■	■	■	■	■	■	■	■	■	■	■	■	■	■	■	■	○
<b>CGF</b>	Off-road wheel cone (vans)	5-107971																													
<b>PCF1</b>	Wheel protector for centring alloy rims	4-115868																													
<b>CF1</b>	Wheel clamping cap ø 147 mm	4-115863																													
	<b>Centering cone capacity</b> from Ø95 to Ø137 mm.	8-21100096	○	○	○	○	○	○	○	○	○	○	○	○	○	○	○	○	○	○	○	○	○								
 DX2    CST	<b>CLT</b> Light truck cone Ø 110÷132 mm.  <table border="1"> <tr> <td><b>DX2</b></td> <td>Spacer</td> <td>341843</td> </tr> <tr> <td><b>CST</b></td> <td>Light truck cone ø 110÷132 mm</td> <td>4-112320</td> </tr> </table>	<b>DX2</b>	Spacer	341843	<b>CST</b>	Light truck cone ø 110÷132 mm	4-112320	8-21100201	○	○	○	○	○	○	○	○	○	○	○	○	○	○	○	○	○	○	○	○	○		
<b>DX2</b>	Spacer	341843																													
<b>CST</b>	Light truck cone ø 110÷132 mm	4-112320																													

## ACCESSORIES FOR WHEEL BALANCERS FOR CARS

### FLANGES FOR CLAMPING WHEELS WITH CENTRAL HOLE


To tighten the wheels evenly, directly into the mounting holes of the rim, distributing the clamping pressure around the central hole as the bolts holding the wheel on the vehicle, are available the front pin flanges FPF PREMIUM.

This flanges are used in place of the outer clamping cap and should always be matched with centering cone or centering bushing assuring a virtually error-free centering. The FPF PREMIUM flanges are universal, intuitive and easy to use.

The PCD adjusting is quick and can be used for all types of car, van and SUV rims with central hole both current and past.





High quality results for each balancing without sacrificing valuable time.

### EXAMPLE OF USE









## ACCESSORIES FOR WHEEL BALANCERS FOR CARS & MOTORCYCLES

Image	Description	Code	EYE-LIGHT Plus	EM9980 C Plus	EM9780 C Plus	EM9780 Plus Line	EM9580 C Plus TouchScr	EM9580 Plus Touchscreen	EM9580 C Plus	EM9580 Plus	EM9550 C Plus	EM9550 Plus	EM9380 C / Touchscreen	EM9380 / Touchscreen	EM9350 C	EM9350	EM9280 C	EM9280	EM9250 C Premium	EM9250 Premium	EM9250 Professional	EM9250 Basic	EM9250 Basic BikeLine
 DX1    CF1    CF2	<b>DX/CBF Centring accessory</b> for van and off-road wheels with central hole with $\varnothing 117\div 173$ mm.	8-21100141	O	O	O	-	O	O	O	O	O	O	O	O	O	O	O	O	O	O	O	O	O
	<b>DX1</b> Spacer	4-107426																					
	<b>CF1</b> Cone for vans $\varnothing 117\div 147$ mm	4-107423																					
	<b>CF2</b> Cone for vans $143\div 173$ mm	4-107424																					
<b>WHEEL CENTERING</b>																							
 DX1    CF161	<b>DX1/CF161</b> Professional centring kits for Mercedes Benz Sprinter and Volkswagen Crafter commercial vehicles with central hole with $\varnothing 161$ mm.	8-21120004	O	O	O	-	O	O	O	O	O	O	O	O	O	O	O	O	O	O	O	O	O
	<b>DX1</b> Spacer	4-107426																					
	<b>CF161</b> Centering cone $\varnothing 161$ mm	4-131929																					
<b>WHEEL SPACERS</b>																							
	<b>DM</b> Spacer MINI MORRIS $\varnothing 40$ mm	8-21100088	O	O	O	-	O	O	O	O	O	O	O	O	O	O	O	O	O	O	O	O	O
 ARS    DARS	<b>ARS</b> Racing accessory for sports wheels, for use with racing bush	8-21100089	O	O	O	-	O	O	O	O	O	O	O	O	O	O	O	O	O	O	O	O	O




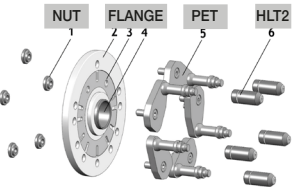
## ACCESSORIES FOR WHEEL BALANCERS FOR CARS & MOTORCYCLES

Image	Description	Code	EYE-LIGHT Plus	EM9980 C Plus	EM9780 C Plus	EM9780 Plus Line	EM9580 C Plus TouchScr	EM9580 Plus Touchscreen	EM9580 C Plus	EM9580 Plus	EM9550 C Plus	EM9550 Plus	EM9380 C / Touchscreen	EM9380 / Touchscreen	EM9350 C	EM9350	EM9280 C	EM9280	EM9250 C Premium	EM9250 Premium	EM9250 Professional	EM9250 Basic	EM9250 Basic BikeLine	
 <p>MF1</p> <p>MF1</p> <p>FIP</p> <p>FIG</p>	<b>ARF1</b> Special flange for F1 wheels F1 wheel accessory compatible with Ferrari, McLaren and Toyota mountings.	8-21100093	O	O	O	-	O	O	O	O	O	O	O	O	O	O	O	O	O	O	O	O	O	
	<b>FIG</b> Spacer L=60 mm	4-105181																						
	<b>FIP</b> Spacer L=30 mm	4-105171																						
	<b>MF1</b> Handle for F1 spacer	459932																						
<b>WHEEL CLAMPING - ASSORTED ACCESSORIES</b>																								
	<b>VGBP</b> Hand wheel for wheel fastener ring.	802260682	-	-	-	-	-	O	-	O	-	O	-	O	-	O	-	O	-	O	O	O	O	
	<b>Kit</b> with 2 revolving knob	8-21100291	-	-	-	-	-	O	-	O	-	O	-	O	-	O	-	O	-	O	O	O	O	
 <p>OR</p> <p>CBG</p>	<b>CBG</b> Cap for clamping alloy rims Ø 210 mm	802459564	O	O	O	-	O	O	O	O	O	O	O	O	O	O	O	O	O	O	O	O	O	
	<b>OR</b> Elastic rubber ring	462817																						

## ACCESSORIES FOR WHEEL BALANCERS FOR CARS & MOTORCYCLES

Image	Description	Code	EYE-LIGHT Plus	EM9980 C Plus	EM9780 C Plus	EM9780 Plus Line	EM9580 C Plus TouchScr	EM9580 Plus Touchscreen	EM9580 C Plus	EM9580 Plus	EM9550 C Plus	EM9550 Plus	EM9380 C / Touchscreen	EM9380 / Touchscreen	EM9350 C	EM9350	EM9280 C	EM9280	EM9250 C Premium	EM9250 Premium	EM9250 Professional	EM9250 Basic	EM9250 Basic BikeLine					
	<p><b>QLN</b> Ghiera rapida pneumatica Quick Lock. Installable on all models with threaded Ø 40 mm hub. Accessory with compressed air gun for clamping.</p>	8-21100095	-	-	-	-	-	○	-	○	-	○	-	○	-	○	-	○	-	○	○	○	○					
<b>FLANGES FOR CLAMPING WHEELS WITH CENTRAL HOLE</b>																												
	<p><b>FPF PREMIUM 4/8</b> Quick self-centering flange for wheels with 4 or 8 fixing holes.</p>	8-21120008	○	○	○	-	○	○	○	○	○	○	○	○	○	○	○	○	○	○	○	○	○					
	<table border="1"> <tr> <td><b>HST2</b></td> <td>Medium cap D.24,5 - L = 38 mm</td> <td>4-108079</td> </tr> </table>	<b>HST2</b>	Medium cap D.24,5 - L = 38 mm	4-108079																								
<b>HST2</b>	Medium cap D.24,5 - L = 38 mm	4-108079																										
	<p><b>FPF PREMIUM 5</b> Quick self-centering flange for wheels with 5 fixing holes.</p>	8-21120009	○	○	○	-	○	○	○	○	○	○	○	○	○	○	○	○	○	○	○	○	○					
	<table border="1"> <tr> <td><b>HLT2</b></td> <td>Long cap D.24,5 - L = 58 mm</td> <td>3-03371</td> </tr> <tr> <td><b>HR2</b></td> <td>Rounded cap D.24,5 - L = 48 mm</td> <td>3-03372</td> </tr> </table>	<b>HLT2</b>	Long cap D.24,5 - L = 58 mm	3-03371	<b>HR2</b>	Rounded cap D.24,5 - L = 48 mm	3-03372																					
<b>HLT2</b>	Long cap D.24,5 - L = 58 mm	3-03371																										
<b>HR2</b>	Rounded cap D.24,5 - L = 48 mm	3-03372																										

## ACCESSORIES FOR WHEEL BALANCERS FOR CARS & MOTORCYCLES

Image	Description	Code	EYE-LIGHT Plus	EM9880 C Plus	EM9780 C Plus	EM9780 Plus Line	EM9580 C Plus TouchScr	EM9580 Plus Touchscreen	EM9580 C Plus	EM9580 Plus	EM9550 C Plus	EM9550 Plus	EM9380 C / Touchscreen	EM9380 / Touchscreen	EM9350 C	EM9350	EM9280 C	EM9280	EM9250 C Premium	EM9250 Premium	EM9250 Professional	EM9250 Basic	EM9250 Basic BikeLine						
	<b>FPF PREMIUM 6</b> Quick self-centering flange for wheels with 6 fixing holes.	8-21120010	O	O	O	-	O	O	O	O	O	O	O	O	O	O	O	O	O	O	O	O	O						
		<table border="1"> <tr> <td><b>HST2</b></td> <td>Medium cap D.24,5 - L = 38 mm</td> <td>4-108079</td> </tr> </table>	<b>HST2</b>	Medium cap D.24,5 - L = 38 mm	4-108079																								
<b>HST2</b>	Medium cap D.24,5 - L = 38 mm	4-108079																											
	<b>FPF-C</b> Sleeve for wheel balancers with automatic clamping both electro-mechanical and air system.	8-21120011	O	O	O	-	O	-	O	-	O	-	O	-	O	-	O	-	O	-	-	-	-						
<b>FLANGES FOR CLAMPING WHEELS WITH CENTRAL HOLE</b>																													
	<b>FPF-2 BMW</b> Universal flange kit for wheels with central hole (Ø 4x100/5x120/5x112).	8-21100145	O	O	O	-	O	O	O	O	O	O	O	O	O	O	O	O	O	O	O	O	O						
	<b>FPF Basic</b> Universal flange kit for wheels with central hole Ø 40 mm.	8-21100152	O	O	O	-	O	O	O	O	O	O	O	O	O	O	O	O	O	O	O	O	O						
		<table border="1"> <tr> <td><b>HLT2</b></td> <td>Cap ø 22,5 L 58</td> <td>4-109127</td> </tr> <tr> <td><b>PET</b></td> <td>Basic petal</td> <td>4-108097</td> </tr> </table>	<b>HLT2</b>	Cap ø 22,5 L 58	4-109127	<b>PET</b>	Basic petal	4-108097																					
		<b>HLT2</b>	Cap ø 22,5 L 58	4-109127																									
<b>PET</b>	Basic petal	4-108097																											

## ACCESSORIES FOR WHEEL BALANCERS FOR CARS & MOTORCYCLES

Image	Description	Code	EYE-LIGHT Plus	EM9980 C Plus	EM9780 C Plus	EM9780 Plus Line	EM9580 C Plus TouchScr	EM9580 Plus Touchscreen	EM9580 C Plus	EM9580 Plus	EM9550 C Plus	EM9550 Plus	EM9380 C / Touchscreen	EM9380 / Touchscreen	EM9350 C	EM9350	EM9280 C	EM9280	EM9250 C Premium	EM9250 Premium	EM9250 Professional	EM9250 Basic	EM9250 Basic BikeLine																
<b>FLANGES FOR CLAMPING WHEELS WITH AND WITHOUT CENTRAL HOLE</b>																																							
	<b>FRU-SA D.40</b> Universal flange for wheels with or without central hole.	8-21100091	○	○	○	-	○	○	○	○	○	○	○	○	○	○	○	○	○	○	○	○	○																
	<table border="1"> <tr> <td><b>FT 1</b></td> <td>Connecting rod with pin</td> <td>2401415</td> </tr> <tr> <td><b>DEB</b></td> <td>Conical/spheric nut for wheel fixing</td> <td>321878</td> </tr> <tr> <td><b>CHT6</b></td> <td>T Hexagonal key CH 6</td> <td>4-105877</td> </tr> <tr> <td><b>RFS</b></td> <td>Caliper</td> <td>441286</td> </tr> <tr> <td><b>CEP</b></td> <td>Hexagonal key CH 22</td> <td>426517</td> </tr> <tr> <td><b>CHI 6</b></td> <td>Hexagonal key CH 6</td> <td>600906</td> </tr> </table>	<b>FT 1</b>	Connecting rod with pin	2401415	<b>DEB</b>	Conical/spheric nut for wheel fixing	321878	<b>CHT6</b>	T Hexagonal key CH 6	4-105877	<b>RFS</b>	Caliper	441286	<b>CEP</b>	Hexagonal key CH 22	426517	<b>CHI 6</b>	Hexagonal key CH 6	600906																				
<b>FT 1</b>	Connecting rod with pin	2401415																																					
<b>DEB</b>	Conical/spheric nut for wheel fixing	321878																																					
<b>CHT6</b>	T Hexagonal key CH 6	4-105877																																					
<b>RFS</b>	Caliper	441286																																					
<b>CEP</b>	Hexagonal key CH 22	426517																																					
<b>CHI 6</b>	Hexagonal key CH 6	600906																																					
	<b>BVFF</b> Set of 5 bushes for precise centring on FRU flange.	8-21100092	○	○	○	-	○	○	○	○	○	○	○	○	○	○	○	○	○	○	○	○	○																
	<table border="1"> <tr> <td><b>BF1</b></td> <td>Bushing ø 55 Peugeot</td> <td>4-105110</td> </tr> <tr> <td><b>BF2</b></td> <td>Bushing ø 58,1 Fiat Ritmo and Citroën CX/ Evasion, Peugeot 806</td> <td>4-105174</td> </tr> <tr> <td><b>BF3</b></td> <td>Bushing ø 60,1 Renault</td> <td>4-105175</td> </tr> <tr> <td><b>BF4</b></td> <td>Bushing ø 65 Peugeot, Citroën</td> <td>4-105176</td> </tr> <tr> <td><b>BF5</b></td> <td>Bushing ø 57 BMW,VW, AUDI, SEAT</td> <td>4-106570</td> </tr> </table>	<b>BF1</b>	Bushing ø 55 Peugeot	4-105110	<b>BF2</b>	Bushing ø 58,1 Fiat Ritmo and Citroën CX/ Evasion, Peugeot 806	4-105174	<b>BF3</b>	Bushing ø 60,1 Renault	4-105175	<b>BF4</b>	Bushing ø 65 Peugeot, Citroën	4-105176	<b>BF5</b>	Bushing ø 57 BMW,VW, AUDI, SEAT	4-106570																							
<b>BF1</b>	Bushing ø 55 Peugeot	4-105110																																					
<b>BF2</b>	Bushing ø 58,1 Fiat Ritmo and Citroën CX/ Evasion, Peugeot 806	4-105174																																					
<b>BF3</b>	Bushing ø 60,1 Renault	4-105175																																					
<b>BF4</b>	Bushing ø 65 Peugeot, Citroën	4-105176																																					
<b>BF5</b>	Bushing ø 57 BMW,VW, AUDI, SEAT	4-106570																																					

## ACCESSORIES FOR WHEEL BALANCERS FOR CARS & MOTORCYCLES

Image	Description	Code	EYE-LIGHT Plus	EM9980 C Plus	EM9780 C Plus	EM9780 Plus Line	EM9580 C Plus TouchScr	EM9580 Plus Touchscreen	EM9580 C Plus	EM9580 Plus	EM9550 C Plus	EM9550 Plus	EM9380 C / Touchscreen	EM9380 / Touchscreen	EM9350 C	EM9350	EM9280 C	EM9280	EM9250 C Premium	EM9250 Premium	EM9250 Professional	EM9250 Basic	EM9250 Basic BikeLine
<b>FLANGES FOR CLAMPING WHEELS WITH AND WITHOUT CENTRAL HOLE</b>																							
	<b>Locking disc</b> for BVFF bushes for FRU-SA flange, for wheel balancers with manual clamping	8-21100207	-	-	-	-	-	O	-	O	-	O	-	O	-	O	-	O	-	O	O	O	O
	<b>Locking disc</b> for BVFF bushes for FRU-SA flange, for wheel balancers with automatic "C" clamping	8-21100208	O	O	O	-	O	-	O	-	O	-	O	-	O	-	O	-	O	-	-	-	-
	<b>BCO Set</b> of five conical washers for FRU-sa for use with DCL and DEB when working with holes with ø greater than 21 mm	802321387	O	O	O	-	O	O	O	O	O	O	O	O	O	O	O	O	O	O	O	O	O
	<b>DCL Set</b> of five conical nuts for alloy rims with FRU-SA flange.	802322075	O	O	O	-	O	O	O	O	O	O	O	O	O	O	O	O	O	O	O	O	O
	<b>DMS Set</b> of five spherical nuts for alloy rims with FRU-SA flange.	802322076	O	O	O	-	O	O	O	O	O	O	O	O	O	O	O	O	O	O	O	O	O

## ACCESSORIES FOR WHEEL BALANCERS FOR MOTORCYCLES

### CENTERING AND CLAMPING ACCESSORIES FOR MOTORCYCLE WHEELS

In the range of accessories for off-the-vehicle wheel balancers is now available the new BIKES UNIVERSAL KIT with various additional sets for centering and dynamic balancing of motorcycle wheels.

Easy to install and quickly to use. Ideal for small scooter wheels up to 21 inches large off-road type; without forgetting the wide chopper type and those monolever without bearings.


Balancing results excellent!

Universal for all wheel balancers in range both manual and automatic clamping.


### EXAMPLE OF USE




Shaft with centering cones.



Shaft with centering sleeves.



Motorcycle shaft with same diameter as the floating bearing.



Shaft with special centering kit.





## ACCESSORIES FOR WHEEL BALANCERS FOR CARS & MOTORCYCLES

Image	Description	Code	EYE-LIGHT Plus	EM9980 C Plus	EM9780 C Plus	EM9780 Plus Line	EM9580 C Plus TouchScr	EM9580 Plus Touchscreen	EM9580 C Plus	EM9580 Plus	EM9550 C Plus	EM9550 Plus	EM9380 C / Touchscreen	EM9380 / Touchscreen	EM9350 C	EM9350	EM9280 C	EM9280	EM9250 C Premium	EM9250 Premium	EM9250 Professional	EM9250 Basic	EM9250 Basic BikeLine	
	<b>DC5 Set</b> of five special nuts for Citroen C5.	802262700	○	○	○	-	○	○	○	○	○	○	○	○	○	○	○	○	○	○	○	○	○	○
	<b>SDR Set</b> of five special nuts for quick wheel fastening.	802231479	○	○	○	-	○	○	○	○	○	○	○	○	○	○	○	○	○	○	○	○	○	○
<b>CALIBRATION AND TECHNICAL SUPPORT SYSTEM</b>																								
	<b>BLCK-1</b> Laser calibrator for EM9980-C Plus, Eyclight Plus, EM9780 Plus	8-21120001	○	○	○	-	-	-	-	-	-	-	-	-	-	-	-	-	-	-	-	-	-	-
	<b>RS232</b> serial cable (mbu - mbe - seb).	8-21100224	○	○	○	-	○	○	○	○	○	○	○	○	○	○	○	○	○	○	○	○	○	○
	<b>USB-RS232</b> adapter kit.	8-21100226	○	○	○	-	○	○	○	○	○	○	○	○	○	○	○	○	○	○	○	○	○	○





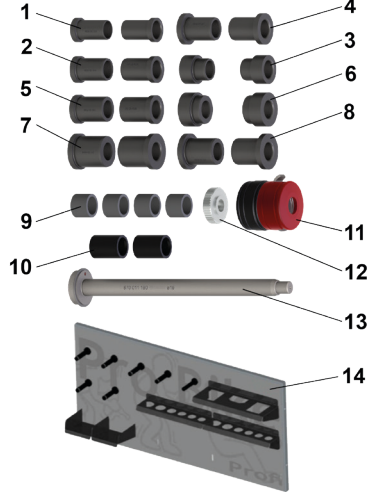
## ACCESSORIES FOR WHEEL BALANCERS FOR CARS & MOTORCYCLES

Image	Description	Code	EYE-LIGHT Plus	EM9980 C Plus	EM9780 C Plus	EM9780 Plus Line	EM9580 C Plus TouchScr	EM9580 Plus Touchscreen	EM9580 C Plus	EM9580 Plus	EM9550 C Plus	EM9550 Plus	EM9380 C / Touchscreen	EM9380 / Touchscreen	EM9350 C	EM9350	EM9280 C	EM9280	EM9250 C Premium	EM9250 Premium	EM9250 Professional	EM9250 Basic	EM9250 Basic BikeLine	
	<b>SLUG</b> Sample weight for calibration.	8-21100221	■	■	■	-	■	■	■	■	■	■	■	■	■	■	■	■	■	■	■	■	■	■
	<b>Tool kit</b>	8-21100197	○	○	○	-	○	○	○	○	○	○	○	○	○	○	○	○	○	○	○	○	○	○

## ACCESSORIES FOR WHEEL BALANCERS FOR CARS & MOTORCYCLES

Image	Description	Code	EYE-LIGHT Plus	EM9980 C Plus	EM9780 C Plus	EM9780 Plus Line	EM9580 C Plus TouchScr	EM9580 Plus Touchscreen	EM9580 C Plus	EM9580 Plus	EM9550 C Plus	EM9550 Plus	EM9380 C / Touchscreen	EM9380 / Touchscreen	EM9350 C	EM9350	EM9280 C	EM9280	EM9250 C Premium	EM9250 Premium	EM9250 Professional	EM9250 Basic	EM9250 Basic BikeLine	
<b>MOTORCYCLE STANDARD ACCESSORIES</b>																								
	<b>BIKE UNIVERSAL KIT</b> Basic device for balancing motorcycles and scooters wheels. Wheel holder shaft 14 mm. * Motorcycle extension gauge NOT included	8-21120012	○	○	○	-	○	○	○	○	○	○	○	○	○	○	○	○	○	○	○	○	■	
	1	DRAGGING GROUP	3-03408																					
	2	CYLINDRICAL CHUCK	3-03409																					
	3	Hexagon socket screw M 6x14	3-03410																					
	4	Single head wrench SW50	3-03411																					
	5	Wheel holder shaft Ø 14 mm	3-03412																					
	6	Centering cone 15-30 mm	3-03413																					
	7	Centering cone 16-45 mm (Scooter)	3-03414																					
	8	Quick Fix for shaft Ø 14 mm	3-03415																					
	9	Wall board	3-03416																					
	10	Short spacer	3-03417																					
	11	M 14 Knurled nut	3-03418																					
	12	Hexagon socket head key SW4	3-03419																					
	13	Centering sleeve Ø 15 mm	3-03420																					
	14	Centering sleeve Ø 17 mm	3-03421																					
	15	Centering sleeve Ø 20 mm	3-03422																					
	16	PIAGGIO Centering sleeve	3-03423																					
	17	BMW/HONDA Pressure piece	3-03407																					
	<b>Ø10mm Centering shaft extra-long</b> 230mm, for possible completion of code 8-21120012	8-21100257	○	○	○	-	○	○	○	○	○	○	○	○	○	○	○	○	○	○	○	○	○	
	1	SHAFT Ø 10 MM	3-03864																					
	2	SPACER	3-03865																					
	3	CENTERING CONE D. 12-20 MM	3-03866																					
	4	RING NUT M 10	3-03867																					

## ACCESSORIES FOR WHEEL BALANCERS FOR CARS & MOTORCYCLES

Image	Description	Code	EYE-LIGHT Plus	EM9980 C Plus	EM9780 C Plus	EM9780 Plus Line	EM9580 C Plus TouchScr	EM9580 Plus Touchscreen	EM9580 C Plus	EM9580 Plus	EM9550 C Plus	EM9550 Plus	EM9380 C / Touchscreen	EM9880 / Touchscreen	EM9350 C	EM9350	EM9280 C	EM9280	EM9250 C Premium	EM9250 Premium	EM9250 Professional	EM9250 Basic	EM9250 Basic BikeLine
<b>MOTORCYCLE STANDARD ACCESSORIES</b>																							
	<b>PRA3</b> Motorcycle extension for sensor. For models with clip.	8-21100116	-	-	-	-	O	O	O	O	O	O	O	O	O	O	O	O	O	O	O	O	O
	<b>PRA4</b> Motorcycle extension for sensor. For models without clip.	8-21100155	-	-	-	-	-	-	-	-	-	-	O	O	O	O	O	O	O	O	O	O	■
	<b>BIKE UPGRADE KIT 19</b> Additional module to BIKE UNIVERSAL KIT	8-21120013	O	O	O	-	O	O	O	O	O	O	O	O	O	O	O	O	O	O	O	O	O
	1	CENTERING SLEEVE D. 22 mm	3-03383																				
	2	CENTERING SLEEVE D. 25,4 mm	3-03384																				
	3	CENTERING SLEEVE D. 25 mm	3-03385																				
	4	CENTERING SLEEVE D. 26 mm	3-03386																				
	5	CENTERING SLEEVE D. 28 mm	3-03387																				
	6	CENTERING SLEEVE D. 32 mm	3-03388																				
	7	CENTERING SLEEVE D. 35 mm	3-03389																				
	8	CENTERING SLEEVE D. 30 mm	3-03390																				
	9	Short spacer D. 20 mm	3-03391																				
	10	HARLEY D. PRESSURE SWITCH	3-03392																				
	11	Quick Fix for shaft D. 19	3-03393																				
	12	M 14 Knurled nut	3-03418																				
	13	Wheel holder shaft D. 19 mm	3-03396																				
	14	Wall board	3-03395																				


## ACCESSORIES FOR WHEEL BALANCERS FOR CARS & MOTORCYCLES

Image	Description	Code	EYE-LIGHT Plus	EM9980 C Plus	EM9780 C Plus	EM9780 Plus Line	EM9580 C Plus TouchScr	EM9580 Plus Touchscreen	EM9580 C Plus	EM9580 Plus	EM9550 C Plus	EM9550 Plus	EM9380 C / Touchscreen	EM9380 / Touchscreen	EM9350 C	EM9350	EM9280 C	EM9280	EM9250 C Premium	EM9250 Premium	EM9250 Professional	EM9250 Basic	EM9250 Basic BikeLine	
<b>MOTORCYCLE STANDARD ACCESSORIES</b>																								
	<b>BIKE MONOLEVER KIT 19</b> Additional module to BIKE UPGRADE KIT for motorcycle wheels with monolever.	8-21120014	○	○	○	-	○	○	○	○	○	○	○	○	○	○	○	○	○	○	○	○	○	
	1	Centering sleeve ducati/triumph	3-03397																					
	2	Centering sleeve MV AGUSTA/HONDA	3-03398																					
	3	Centering sleeve HONDA GL 1800 / NTV 650	3-03399																					
	4	Centering sleeve APRILIA/BMW/YAMAHA	3-03400																					
	5	Centering sleeve TRIUMPH/HONDA VFR1200	3-03401																					
	6	PRESSUR PIECE	3-03402																					
	7	Centering FLANGE KTM SUPERDUKE+TRIUMPH	3-03403																					
	8	SPACING SLEEVE, LONG	3-03404																					
	9	Centering disc BMW II (from year of manufacture 2005) also r v1200 gs	3-03405																					
	10	Centering disc BMW I (from year of manufacture 2005) apart r v1200 gs, moto guzzi (FROM 2008) (INTERNAL Ø 14)	3-03406																					
	<b>Ø14mm</b> Centering shaft extra-long 318mm, for possible completion of code 8-21120012	8-21120016	○	○	○	-	○	○	○	○	○	○	○	○	○	○	○	○	○	○	○	○	○	
	<b>Ø19mm</b> Centering shaft extra-long 365mm, for possible completion of code 8-21120013	8-21120017	○	○	○	-	○	○	○	○	○	○	○	○	○	○	○	○	○	○	○	○	○	

## EM 9050 SPACESAVER



### STANDARD ACCESSORIES



Code	Electrical Supply	Description
0-21109051/16	200-230V/1Ph/50-60Hz	<b>EM 9050 SPACESAVER</b> - Hand Spin Portable wheel balancer for car tyres, compact in dimensions and weight; specially designed for the mobile service and for workshops having a reduced working space. Manual spin version. SmartArm 28" automatic wheel sizes detection. Lever operated brake.
0-21109050/16	200-230V/1Ph/50-60Hz	<b>EM 9050 SPACESAVER</b> - Motorized Spin Portable wheel balancer for car tyres, compact in dimensions and weight; specially designed for the mobile service and for workshops having a reduced working space. Lever-actuated motorized spin version. SmartArm automatic wheel sizes detection. Lever operated brake.
0-21109055/16	100-115V/1Ph/50-60Hz	As above, but <b>with different power supply</b>

## EM 9050 - TILT UP - HAND SPIN



### STANDARD ACCESSORIES




Code	Electrical Supply	Description
0-21109052/16	200-230V/1Ph/50-60Hz	<b>EM 9050 - TILT UP</b> - Hand Spin Special version for mobile service. Ideal to work inside the van thanks to the possibility of tilting the measuring unit to vertical position. Manual spin version, SmartArm automatic wheel size detection. Lever operated brake.

## EM 9050 - SLIDE - MOTORIZED SPIN



### STANDARD ACCESSORIES



Code	Electrical Supply	Description
0-21109053/16	200-230V/1Ph/50-60Hz	<b>Special version for mobile service.</b> It can be extracted from the side door and allows working comfortably outside the van. Lever-actuated motorised spin version, SmartArm automatic wheel size detection. Lever operated brake.

## EM 9050 WORKBENCH







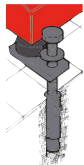
### STANDARD ACCESSORIES



Code	Electrical Supply	Description
0-21109057/16	100÷230/1Ph/50-60Hz	<b>EM9050 WORKBENCH</b> - Hand Spin. Extremely compact wheel balancer. It can be fixed to a workbench. For hobbyists, small workshops or for mobile service. SmartArm 28" automatic wheel size detection. Lever operated brake. Manual spin version.
0-21109056/16	200÷230/1Ph/50-60Hz	<b>EM9050 WORKBENCH</b> - Motorized Spin. Extremely compact wheel balancer. It can be fixed to a workbench. For hobbyists, small workshops or mobile service. SmartArm 28" automatic wheel size detection. Lever operated brake. Lever-actuated motorised spin version
0-21109058/16	100÷115V/1Ph/50-60Hz	<b>EM9050 WORKBENCH</b> - Motorized Spin. As above, but with different power supply




## RECOMMENDED ACCESSORIES FOR CAR MOBILE SERVICE

Image	Description	Code		EM 9050 HS	EM 9050 Motor	EM 9050 Tilt	EM 9050 Slide	EM 9050 WB HS	EM 9050 WB Motor
	<b>PL</b> side foot for installation without anchoring to floor; available in red (/16) and grey (/90) color (not for EM9050 SLIDE version)	8-21101100/XX		O	O	O	-	-	-
	<b>Trolley Kit</b> for an easier handling (not for EM9050 SLIDE version)	8-21101200		O	O	O	-	-	-
	<b>AL12</b> - 12v power supply kit (only for EM9050 Hand Spin versions)	8-21101000		O	-	O	-	O	-
	<b>TILT kit</b> to obtain the TILT version; Ideal to work inside the van thanks to the possibility of tilting the measuring unit to vertical position	8-21101300		O	O	-	-	-	-
	<b>KFTU Kit</b> - anchoring kit to floor (already supplied with EM9050 Hand Spind, EM9050 Motorized Spin, EM9050 TILT UP)	8-21101010		■	■	■	-	-	-

## RECOMMENDED ACCESSORIES FOR CAR MOBILE SERVICE

Image	Description	Code	EM 9050 HS	EM 9050 Motor	EM 9050 Tilt	EM 9050 Side	EM 9050 WB HS	EM 9050 WB Motor
	<b>ARF</b> Accessory for of-road wheels Ø 102,5÷118,5 mm.	8-21100080	O	O	O	O	O	O
	<b>MLC</b> Handle spin for FRU-SA flange	802244344	O	-	O	-	O	-
 DX1    CF1    CF2	<b>DX/CBF</b> Centring accessory for vans and of-road wheels Ø 117÷173 mm.	8-21100141	O	O	O	O	O	O
	DX1    Spacer    4-107426							
	CF1    Cone for vans ø 117÷147 mm    4-107423							
	CF2    Cone for vans ø 143÷173 mm    4-107424							
 B3    B2    B4 B5    B1    B7	<b>SBC</b> Set of six centring bushes ø 40 mm.	8-21100082	O	O	O	O	O	O
	<b>B1</b> AUDI, BMW, Chrysler, Opel, Rover, Seat, VW, Daewoo, Galaxy (Ford), Lotus, British-Leyland, Smart (Mercedes), Skoda	4-105075						
	<b>B2</b> Citroën, Hyundai, Lancia, Maserati, Mazda, Mercedes, Mitsubishi, Nissan, Opel, Peugeot, Saab, Volvo.	4-105076						
	<b>B3</b> BMW, Jaguar, Aston Martin.	4-105077						
	<b>B4</b> Ford, Honda, Rover	4-105078						
	<b>B5</b> Autobianchi, Alfa Romeo, Citroën, Fiat, Lada, Lancia, Jalbot, Biturbo (Maserati), Mazda, Nissan, Peugeot, Porsche, Renault, 2600-3500 serie (Rover), Seat =>90, Skoda, Toyota.	4-105079						
	<b>B7</b> Citroën, Daihatsu, Honda, Kia, Mazda, Mitsubishi, Peugeot, Rover, Subaru, Toyota, Agila (Opel), Suzuki, Hyuday.	4-105080						
	<b>VGBP</b> Handle for wheel ring nut	802260682	O	■	O	■	O	■

## RECOMMENDED ACCESSORIES FOR CAR MOBILE SERVICE

Image	Description	Code		EM 9050 HS	EM 9050 Motor	EM 9050 Tilt	EM 9050 Slide	EM 9050 WB HS	EM 9050 WB Motor
	<p><b>LASER BLADE KIT:</b> Upgrade kit to guide the operator in choosing the rim's inner planes without any errors and with extremely good visibility</p>	8-21120022		O	O	O	O	O	O

## ET 1050 MOBILE TRUCK







### STANDARD ACCESSORIES



Code	Electrical Supply	Description
0-21101050/34	100÷230V/1ph/50-60Hz	<b>ET1050 MOBILE TRUCK</b> Hand spin. Portable wheel balancer for cars, trucks and bus tyres, compact in dimensions and weight; It can be fitted on every type of tyre changer for trucks with 4-arms wheel clamping system. Specially designed for the mobile service and for workshops having a reduced working space.
8-21101051		Compulsory <b>customizing ET1050 Mobile Truck</b>

## RECOMMENDED ACCESSORIES FOR ET 1050 MOBILE TRUCK

Image	Description	Code	
	<b>ART40</b> - TRUCKS FLANGES CENTERING KIT	8-21900220	
	<b>GGR40</b> - Centering kit diam 40 for central hole wheels 183,5÷223 mm - 17,5"-19.5"rims (IVECO-MAN- DAF)	8-21100261	
	<b>CAR MATE</b> centering and clamping kit $\varnothing$ 42÷ 103,5 mm	8-21100278	
	<b>Trolley kit</b> for storage stand	8-21101052	

## ET 88



### STANDARD ACCESSORIES



\* The ET88 without wheel guard has a single handling handle instead of a maneuver handle with accessory holder

Code	Electrical Supply	Description
2121110101/16	230V / 1Ph / 50Hz	<b>ET88</b> Motorized machine for truck wheels with automatic data input, including monitor, wheel lifter and wheel guard.
2121110201/16	115V / 1Ph / 60Hz	<b>ET88</b> Motorized machine for truck wheels with automatic data input, including monitor, wheel lifter and wheel guard.
2121110501/16	230V / 1Ph / 50Hz	<b>ET88</b> Motorized machine for truck wheels with automatic data input, including monitor, wheel lifter (wheel guard NOT included)
2121110502/16	230V / 1Ph / 60Hz	<b>ET88</b> Motorized machine for truck wheels with automatic data input, including monitor, wheel lifter (wheel guard NOT included)

**ET 77**



## STANDARD ACCESSORIES



COD.  
802227308

COD.  
238304



Code	Electrical Supply	Description
2123120101/16	230V / 1Ph / 50-60Hz	<b>ET77</b> LED display, motorized machine for truck wheels with automatic data input, including wheel lifter and wheel guard.
2123120201/16	115V / 1Ph / 60Hz	<b>ET77</b> LED display, motorized machine for truck wheels with automatic data input, including wheel lifter and wheel guard.
2123120501/16	230V / 1Ph / 50Hz	<b>ET77</b> LED display, motorized machine for truck wheels with automatic data input, including wheel lifter (wheel guard NOT included).

**ET 1450**



**STANDARD ACCESSORIES**



cod.  
802227308



cod.  
238304








Code	Electrical Supply	Description
0-21101450/16	200÷230V/1Ph/50-60Hz	<b>ET1450 MO</b> - Compact motorized truck/bus balancer, SmartArm 28", AWC, automatic brake at the end of the spin; Inverter Technology System; integrated wheel lift
0-21101452/16	100÷115V/1Ph/50-60Hz	<b>ET1450</b> As above but with different power supply
0-21101451/16	100÷230V/1Ph/50-60Hz	<b>ET1450 HS</b> - Compact handspin truck/bus balancer, SmartArm 28", AWC, manual brake, integrated wheel lift








## ACCESSORIES FOR OFF-THE-VEHICLE WHEEL BALANCERS FOR TRUCKS

Image	Description	Code	ET88	ET77	ET1450 MO	ET1450 HS
<b>CENTRING AND CLAMPING</b>						
	<b>KIT ART 40 EVO</b> - Premium heavy duty adaptor kit	8-21100269	-	-	○	○
	FAT 1	FAT1 EVO SUPPORT FLANGE FOR TRUCK RIMS WITH CENTRAL HOLE Ø160/176/200 mm	4-141439			
	FAT 2	FAT2 EVO SUPPORT FLANGE FOR TRUCK RIMS WITH CENTRAL HOLE Ø220/280 mm	4-141440			
	PT	PIN FOR CENTERING TRUCK WHEELS WITH Ø18÷35 mm HOLES	5-125120			
	PMT	MAXI PIN FOR CENTERING TRUCK WHEELS WITH Ø28÷47 mm HOLES	5-125119			
	MFE	MFE 40 CENTERING FLANGE FOR TRUCK WHEELS WITH 6/8/10 FIXING HOLES 6 x 205 / 6 x 222 / 6 x 245 / 8 x 275 / 8 x 285 / 10 x 225 / 10 x 285,75 / 10 x 335	5-125117			
	RFT	RFT HOLE DETECTOR FOR MEASURING	5-125118			
	<b>KCT 40 EVO</b> - Heavy duty cone kit	8-21100268	-	-	○	○
	CT 161	CT161 D40 MEDIUM DOBULE SIDE CONE Ø159÷180/ 198÷204 mm	4-141436			
	DTB 2	DBT 2 DOUBLE SIDE TRUCK WHEEL SUPPORT SPACER FLANGE	4-141437			
	CT 221	CT221 D40 LARGE DOUBLE SIDE CONE Ø 220÷281 mm	4-141438			
	<b>ARV 40 PREMIUM</b> Medium & Light commercial veichle adaptor kit	8-21100270	-	-	○	○
	FAT 3	FAT3 SUPPORT FLANGE FOR RIMS WITH CENTRAL HOLE Ø129/141 mm	4-141446			
	FAT 4	FAT4 SUPPORT FLANGE FOR RIMS WITH CENTRAL HOLE Ø137/160 mm	4-141445			
	RFT	RFT HOLE DETECTOR FOR MEASURING	5-125118			
	PT	PIN FOR CENTERING TRUCK WHEELS WITH Ø18÷35 mm HOLES	5-125120			
	FPF6	FPF6 D40 CENTERING FLANGE FOR WHEELS WITH 6 FIXING HOLES 170 / 180 / 184,15 / 185 / 200 / 205 / 214,5 / 222,3 / 241,3/ 245 "	5-125122			

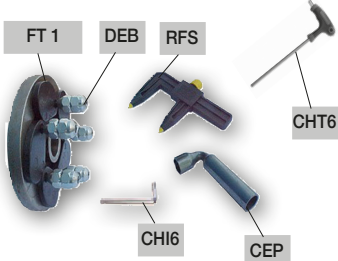
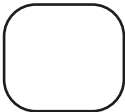


## ACCESSORIES FOR OFF-THE-VEHICLE WHEEL BALANCERS FOR TRUCKS

Image	Description	Code		ET88	ET77	ET1450 MO	ET1450 HS									
<b>CENTRING AND CLAMPING</b>																
	<b>GGR40</b> Centering kit $\varnothing$ 40 for central hole wheels 183,5÷223 mm - 17,5" - 19.5"rims (IVECO-MAN- DAF)	8-21100261		-	-	O	O									
 <div style="display: flex; justify-content: space-around; width: 100%;"> <span data-bbox="237 858 309 893">DX1</span> <span data-bbox="353 858 425 893">CF1</span> <span data-bbox="470 858 542 893">CF2</span> </div>	<b>DX-CBF</b> Centring accessory for vans and off-road wheels $\varnothing$ 117÷173 mm <table border="1" data-bbox="689 762 1545 903" style="width: 100%; border-collapse: collapse;"> <tr> <td style="width: 10%;">DX1</td> <td style="width: 50%;">Spacer</td> <td style="width: 40%;">4-107426</td> </tr> <tr> <td>CF1</td> <td>Cone for vans <math>\varnothing</math> 117÷147 mm</td> <td>4-107423</td> </tr> <tr> <td>CF2</td> <td>Cone for vans 143÷173 mm</td> <td>4-107424</td> </tr> </table>	DX1	Spacer	4-107426	CF1	Cone for vans $\varnothing$ 117÷147 mm	4-107423	CF2	Cone for vans 143÷173 mm	4-107424	8-21100141		-	-	O	O
DX1	Spacer	4-107426														
CF1	Cone for vans $\varnothing$ 117÷147 mm	4-107423														
CF2	Cone for vans 143÷173 mm	4-107424														
	<b>ARU40</b> $\varnothing$ 42÷156 mm (1.65"÷6,14") - recessed spring included	8-21900191		-	-	O	O									
	<b>CBG-2</b> Alloy wheel clamping cup ( $\varnothing$ 220 mm). Suits GTR40 EVO quick nut	8-21100284		-	-	O	O									
	<b>GTR40 EVO PRO</b> - Premium steel quick nut $\varnothing$ 40x4 mm	8-21100275		-	-	O	-									




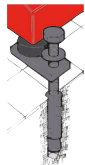
## ACCESSORIES FOR OFF-THE-VEHICLE WHEEL BALANCERS FOR TRUCKS

Image	Description	Code		ET88	ET77	ET1450 MO	ET1450 HS
<b>CENTRING AND CLAMPING</b>							
	<b>GTR40 EVO</b> - Quick nut Ø 40x4 mm	8-21100276		-	-	O	-
	<b>GTR40 EVO HS</b> - Quick nut Ø 40x4 mm with turning handle for truck & car	8-21100279		-	-	-	O
	<b>GTV40</b> - Ring nut Ø 40x4 mm	8-21900194		-	-	O	-
	<b>GTM40</b> - Ring nut Ø 40x4 mm	8-21100272		-	-	-	O
	<b>TWS40</b> Truck wheel spacer Ø 40 (30mm - 1.19")	8-21100290		-	-	O	O

## ACCESSORIES FOR OFF-THE-VEHICLE WHEEL BALANCERS FOR TRUCKS

Image	Description	Code		ET88	ET77	ET1450 MO	ET1450 HS																		
	<p><b>FRU-SA D.40</b> Universal flange for wheels with or without central hole.</p> <table border="1" data-bbox="689 501 1346 683"> <tr> <td>FT 1</td> <td>Connecting rod with pin</td> <td>2401415</td> </tr> <tr> <td>DEB</td> <td>Conical/spheric nut for wheel fixing</td> <td>321878</td> </tr> <tr> <td>CHT6</td> <td>Chiave esagonale a T CH 6</td> <td>4-105877</td> </tr> <tr> <td>RFS</td> <td>Caliper</td> <td>441286</td> </tr> <tr> <td>CEP</td> <td>Hexagonal key CH 22</td> <td>426517</td> </tr> <tr> <td>CHI 6</td> <td>Hexagonal key CH 6</td> <td>600906</td> </tr> </table>	FT 1	Connecting rod with pin	2401415	DEB	Conical/spheric nut for wheel fixing	321878	CHT6	Chiave esagonale a T CH 6	4-105877	RFS	Caliper	441286	CEP	Hexagonal key CH 22	426517	CHI 6	Hexagonal key CH 6	600906	8-21100091		-	-	O	O
FT 1	Connecting rod with pin	2401415																							
DEB	Conical/spheric nut for wheel fixing	321878																							
CHT6	Chiave esagonale a T CH 6	4-105877																							
RFS	Caliper	441286																							
CEP	Hexagonal key CH 22	426517																							
CHI 6	Hexagonal key CH 6	600906																							
<b>CENTRING AND CLAMPING</b>																									
	<b>AL12</b> - 12v power supply kit (only for EM9050 Hand Spin versions)	8-21101000		-	-	-	O																		
	<b>Laser &amp; Led kit</b>	8-21100238		-	-	O	O																		
	<b>LASER BLADE KIT:</b> Upgrade kit for EM93xx & EM92xx series, to guide the operator in choosing the rim's inner planes without any errors and with extremely good visibility	8-21120022		-	-	O	O																		

## ACCESSORIES FOR OFF-THE-VEHICLE WHEEL BALANCERS FOR TRUCKS

Image	Description	Code		ET188	ET177	ET1450 MO	ET1450 HS
	<b>TRUCK TROLLEY KIT</b> for an easier handling	8-21101400		-	-	O	O
	<b>ROLL-BAR KIT</b> - Side protection	8-21101401		-	-	O	O
<b>CENTRING AND CLAMPING</b>							
	<b>ACCESSORY RACK</b>	8-21101402		O	O	O	O
	<b>KFTU Kit</b> - anchoring kit to floor (already supplied with EM9050 Hand Spind, EM9050 Motorized Spin, EM9050 TILT UP)	8-21101010		-	-	O	O



## ACCESSORIES FOR OFF-THE-VEHICLE WHEEL BALANCERS FOR TRUCKS

Image	Description	Code	ET88	ET77	ET1450 MO	ET1450 HS	
	<b>ART</b> Professional centring accessory for truck wheels.	802239637	O	O	-	-	
	FAT 1	Support flange for truck rims with hole $\varnothing$ 160/176/200 mm	339635				
	FAT 2	Support flange for truck rims with hole $\varnothing$ 220/280 mm	339636				
	PT	Pin for centring truck wheels with $\varnothing$ 18-35 mm fastener screw holes	339668				
	PMT	MAXI pin for centring truck wheels with $\varnothing$ 28-47 mm fastener screw holes	341818				
	MFE	Hub with flange	239655				
	RFT	Hole detector for measuring	245514				
	<b>CENTRING AND CLAMPING</b>						
	<b>KCT</b> Basic centring accessory for truck wheels.	802245159	O	O	-	-	
	DBT	Double sided truck wheel support spacer flange	345160				
	CT 161	Medium double sided cone, $\varnothing$ 159 $\div$ 180 / 198 $\div$ 204 mm	345161				
	CT 221	Large double sided cone, $\varnothing$ 220-281 mm	345162				
	<b>ARFT</b> Centring accessory for of-road and van wheels $\varnothing$ 110 to 165 mm.	802247716	O	O	-	-	
	DPT	Van wheel support spacer flange	341843				
	CGT	Large double sided cone, $\varnothing$ 110-165 mm	339672				

## ACCESSORIES FOR OFF-THE-VEHICLE WHEEL BALANCERS FOR TRUCKS




Image	Description	Code		ET88	ET77	ET1450 MO	ET1450 HS
	<b>GGR 223</b> Accessory for centre hole wheels from 190 to 223mm, rims 17,5-19,5 (IVECO - MAN - DAF)	8-21100222		O	O	-	-
<b>CENTRING AND CLAMPING</b>							
	<b>DFT</b> Spacer for FORD F350-450 to be used with ARFT.	802245527		O	O	-	-
	<b>ARU</b> Basic centring accessory for car wheels Ø 47 to 115 mm.	802247782		O	O	-	-
	FTA	Flange for reducing passenger car wheel support diameter	339673				
	CPT	Small cone, ø 47-64 mm	339670				
	CMT	Medium double sided cone, ø 60-115 mm	339671				
	<b>GTV</b> Basic ring nut Ø 46 mm for trucks and cars.	802239121		O	O	-	-
	<b>GTR</b> Quick ring nut Ø 46 mm for trucks and cars.	802443938		O	O	-	-

## ACCESSORIES FOR OFF-THE-VEHICLE WHEEL BALANCERS FOR TRUCKS

Image	Description	Code		ET88	ET77	ET1450 MO	ET1450 HS																		
<b>CENTRING AND CLAMPING</b>																									
	<p><b>FRU-SA D.46</b> - Universal flange for car and industrial vehicle wheels 3-4-5-6 holes (without central hole). Distance between holes <math>\varnothing</math> min. 90 max. 210 mm.</p> <table border="1" data-bbox="705 638 1545 917"> <tr> <td>FT 1</td> <td>Connecting rod with pin</td> <td>4-135110</td> </tr> <tr> <td>CHT6</td> <td>T-Hexagonal key CH6</td> <td>4-105877</td> </tr> <tr> <td>DEB</td> <td>DOUBLE SIDED (conical and spherical) nut for fastening wheels</td> <td>321878</td> </tr> <tr> <td>CHI6</td> <td>Hexagonal key CH6</td> <td>600906</td> </tr> <tr> <td>RFS</td> <td>Hole detector for measuring wheel fastener hole distance</td> <td>441286</td> </tr> <tr> <td>CEP</td> <td>Hexagonal key CH 22</td> <td>426517</td> </tr> </table>	FT 1	Connecting rod with pin	4-135110	CHT6	T-Hexagonal key CH6	4-105877	DEB	DOUBLE SIDED (conical and spherical) nut for fastening wheels	321878	CHI6	Hexagonal key CH6	600906	RFS	Hole detector for measuring wheel fastener hole distance	441286	CEP	Hexagonal key CH 22	426517	8-21100256		O	O	-	-
FT 1	Connecting rod with pin	4-135110																							
CHT6	T-Hexagonal key CH6	4-105877																							
DEB	DOUBLE SIDED (conical and spherical) nut for fastening wheels	321878																							
CHI6	Hexagonal key CH6	600906																							
RFS	Hole detector for measuring wheel fastener hole distance	441286																							
CEP	Hexagonal key CH 22	426517																							
	<p><b>MLC</b> hand spin handle for FRU-SA flange</p>	802244344		-	-	-	O																		



## ACCESSORIES FOR OFF-THE-VEHICLE WHEEL BALANCERS FOR TRUCKS

Image	Description	Code		ET88	ET77	ET1450 MO	ET1450 HS
<b>MISCELLANEOUS</b>							
	<b>PRT</b> Wheel guard.	802260829		O	O	-	-
	<b>AWR</b> Adhesive weight remover.	802461006		O	O	O	O
	<b>Monitor</b> wide-screen 19"	8-21100235		■	-	-	-



**NEXION S.p.A.**  
Strada Statale 468 n° 9 - 42015 CORREGGIO - R.E. - ITALY  
Tel. +39 0522 639.111 - Fax +39 0522 639.150 - [www.corgi.com](http://www.corgi.com) - [info@corgi.com](mailto:info@corgi.com)



To protect the planet and reduce paper usage, our catalogues are viewable online at the website [www.corgi.com](http://www.corgi.com). Printing responsibly contributes to saving the environment.

The manufacturer reserves the right to modify the products at any time.  
Codice DPP6600246 - **WB\_EX** - **IT** - 2013