



# **EQUIPMENT CATALOGUE EXPORT**

**PROLINE  
and Original Accessories**

**EFFECTIVE FROM MAY 2023**

---

**REL. NOVEMBER 2023**




Nexion SpA reserves the right to change the specifications of its products at any time without prior notice. The company declines all responsibility in the event of claims deriving from the use of non-original accessories or spare parts with consequent forfeiture of the EC declaration of conformity.

<b>LIGHT TYRE CHANGERS</b>	<b>4</b>
PROLINE 324 SERIES	4
PROLINE 324-LL SERIES	5
PROLINE 321 SERIES	6
PROLINE 221 SERIES	7
PROLINE 124 SERIES	8
OPTIONAL ACCESSORIES FOR LIGHT TYRE CHANGERS	9
<b>TRUCK TYRE CHANGERS</b>	<b>15</b>
PROLINE 426	15
PROLINE 440	16
OPTIONAL ACCESSORIES FOR TRUCK TYRE CHANGERS	17
<b>CAR WHEEL BALANCERS</b>	<b>18</b>
PROLINE 750	18
PROLINE 780	19
OPTIONAL ACCESSORIES FOR WHEEL BALANCERS	20
<b>TRUCK WHEEL BALANCERS</b>	<b>25</b>
PROLINE TRUCK 150	25
OPTIONAL ACCESSORIES FOR PROLINE TRUCK 150	26

## PROLINE 324 SERIES

11"-24" - TILTING BACK VERSION

### STANDARD ACCESSORIES



\*HTB 24

\*HTB24 HELPER OPTIONAL  
CODE 8-11900260

Code	Electric Supply	Description
0-11901301/16	400V/3Ph/50Hz	<b>Proline 324</b>
0-11901312/16	200÷230V/1Ph/50Hz	<b>Proline 324</b>
0-11901322/16	200÷230V/1Ph/60Hz	<b>Proline 324</b>
0-11901311/16	400V/3Ph/50Hz	<b>Proline 324 TI</b>
0-11901304/16	100÷115V/1Ph/60Hz	<b>Proline 324 TI</b>
0-11901332/16	200÷230V/1Ph/50Hz	<b>Proline 324 TI</b>
0-11901342/16	200÷230V/1Ph/60Hz	<b>Proline 324 TI</b>
0-11901351/16	200÷230V/3Ph/60Hz	<b>Proline 324 TI</b>
0-11901321/16	400V/3Ph/50Hz	<b>Proline 324 2V</b>
0-11901331/16	400V/3Ph/50Hz	<b>Proline 324 2V TI</b>
8-11120059		<b>Customization kit</b> Proline 324

## PROLINE 324-LL SERIES

11"-24" - TILTING BACK VERSION

### STANDARD ACCESSORIES




**\*HTB24 HELPER OPTIONAL CODE  
8-11900260**

Code	Electric Supply	Description
0-11901701/16	400V/3Ph/50Hz	<b>Proline 324 LL</b>
0-11901712/16	200÷230V/1Ph/50Hz	<b>Proline 324 LL</b>
0-11901722/16	200÷230V/1Ph/60Hz	<b>Proline 324 LL</b>
0-11901711/16	400V/3Ph/50Hz	<b>Proline 324 LL TI</b>
0-11901704/16	100÷115V/1Ph/60Hz	<b>Proline 324 LL TI</b>
0-11901732/16	200÷230V/1Ph/50Hz	<b>Proline 324 LL TI</b>
0-11901742/16	200÷230V/1Ph/60Hz	<b>Proline 324 LL TI</b>
0-11901751/16	200÷230V/3Ph/60Hz	<b>Proline 324 LL TI</b>
0-11901721/16	400V/3Ph/50Hz	<b>Proline 324 LL 2V</b>
0-11901731/16	400V/3Ph/50Hz	<b>Proline 324 LL 2V TI</b>
8-11120076		<b>Customization kit PROLINE 324 LL</b>

## PROLINE 321 SERIES

10"-21" - TILTING BACK VERSION

### STANDARD ACCESSORIES



**\*HTB21 HELPER OPTIONAL  
CODE 8-1190261**

Code	Electric Supply	Description
0-11901401/16	400V/3Ph/50Hz	<b>Proline 321</b>
0-11901412/16	200÷230V/1Ph/50Hz	<b>Proline 321</b>
0-11901422/16	200÷230V/1Ph/60Hz	<b>Proline 321</b>
0-11901411/16	400V/3Ph/50Hz	<b>Proline 321 TI</b>
0-11901404/16	100÷115V/1Ph/60Hz	<b>Proline 321 TI</b>
0-11901432/16	200÷230V/1Ph/50Hz	<b>Proline 321 TI</b>
0-11901442/16	200÷230V/1Ph/60Hz	<b>Proline 321 TI</b>
0-11901441/16	200÷230V/3Ph/60Hz	<b>Proline 321 TI</b>
0-11901421/16	400V/3Ph/50Hz	<b>Proline 321 2V</b>
0-11901431/16	400V/3Ph/50Hz	<b>Proline 321 2V TI</b>
8-11120060		<b>Customization kit Proline 321</b>

## PROLINE 221 SERIES

10"-21" - SWING ARM VERSION

### STANDARD ACCESSORIES



\*HSA21



\*HSA21 HELPER OPTIONAL  
CODE 8-11900262

Code	Electric Supply	Description
0-11901501/16	400V/3Ph/50Hz	<b>Proline 221</b>
0-11901512/16	200÷230V/1Ph/50Hz	<b>Proline 221</b>
0-11901511/16	200÷230V/3Ph/50Hz	<b>Proline 221</b>
0-11901522/16	200÷230V/1Ph/60Hz	<b>Proline 221</b>
0-11901521/16	200÷230V/3Ph/60Hz	<b>Proline 221</b>
8-11120061		<b>Customization kit</b> Proline 221

## PROLINE 124 SERIES

11"-24" - SWING ARM VERSION

### STANDARD ACCESSORIES



\*HSU24





\*HSU24 HELPER OPTIONAL CODE  
8-11900263

Code	Electric Supply	Description
0-11901604/16	100÷115V/1Ph/60Hz	<b>Proline 124 TI</b>
8-11120062		<b>Customization kit Proline 124</b>









## OPTIONAL ACCESSORIES FOR LIGHT TYRE CHANGERS

Image	Description	Code						Proline 324	Proline 324 LL	Proline 321	Proline 221	Proline 124 TI
	<b>Helper HTB24</b> for Proline 324	8-11900260						O	O	-	-	-
	<b>Helper HTB21</b> for Proline 321 and Proline 324	8-11900261						O	O	O	-	-








## OPTIONAL ACCESSORIES FOR LIGHT TYRE CHANGERS

Image	Description	Code		Proline 324	Proline 324 LL	Proline 321	Proline 221	Proline 124 TI
	<b>Helper HSA21</b> for Proline 221	8-11900262		-	-	-	O	-
	<b>Helper HSU24</b> for Proline 124	8-11900263		-	-	-	-	O

## OPTIONAL ACCESSORIES FOR LIGHT TYRE CHANGERS

Image	Description	Code		Proline 324	Proline 324 LL	Proline 321	Proline 221	Proline 124 TI
	<b>FWL 65</b> wheel lifter	8-11120075		O	O	O		O
	<b>WRSB</b> Wheel support rotation base	CT-S-0600000		O	O	O	O	O
	<b>Demount head</b> quick change tool	CT-S-0110000		O	-	O	O	O
	Plastic <b>demount head assy</b>	CT-S-0120000		-	-	-	O	O
	Plastic <b>demount head assy</b>	CT-S-0310000		O	-	O	-	-
	Motorcycle <b>demount head</b>	C-21-8000100		O	-	O	O	O






## OPTIONAL ACCESSORIES FOR LIGHT TYRE CHANGERS

OPTIONAL ACCESSORIES FOR LIGHT TYRE CHANGERS				Proline 324	Proline 324 LL	Proline 321	Proline 221	Proline 124 TI
Image	Description	Code						
	<b>Tyre press assist device</b>	CT-S-0500000		-	-	-	○	○
	<b>Motorcycle adaptors kit</b> for inner adjustable jaws (11"-26") 4pcs	C-M-0200000		○	○	-	-	○
	<b>Motorcycle adaptors kit</b> for inner adjustable jaws (8"-23") 4pcs	C-M-0200000A		-	-	○	○	-
	<b>Motorcycle adaptors</b> for high profile rim with spokes (11"-26") 4pcs (for ex. BMW-Ducati)	C-M-0300000		○	○	-	-	○
	<b>Motorcycle adaptors</b> for high profile rim with spokes (8"-23") 4pcs (for ex. BMW-Ducati)	C-M-0400000		-	-	○	○	-
	<b>Cover lever</b>	C-54-8000019		○	○	○	○	○
	Plastic <b>protections kit</b> (including 8 protections for 21" versions and 8 protections for 24" versions)	8-11900270		○	-	○	○	○

## OPTIONAL ACCESSORIES FOR LIGHT TYRE CHANGERS

Image	Description	Code		Proline 324	Proline 324 LL	Proline 321	Proline 221	Proline 124 TI
<p>x4 x2</p>	Plastic <b>protections kit</b> for cover and lever (for Proline 324,321,221, 124)	8-11900271		O	O	O	O	O
	Plastic <b>protections kit</b> for motorcycle adapter, 4+4 pcs	8-11900272		O	O	O	O	O
	Plastic <b>bead pressing clamp</b> (for Proline 324,321,221,124)	CT-S-0200000		O	O	O	O	O
	<b>EC Asturo pistol</b> (EC approved)	8-11100362		O	O	O	O	-
	<b>Inflating pistol bar/psi</b> (for Extra EC Countries only)	8-11100357		O	O	O	O	-
	<b>Valve core screw driver</b> car/truck (1 piece)	801461005		O	O	O	O	O
	<b>Valve inserting lever</b>	801461004		O	O	O	O	O
<p>x4</p>	<b>JAW COVER</b> For ADJUSTABLE System 24" Yellow (N°4 pieces)	8-11900265		O	O	-	-	O
<p>x4</p>	<b>JAW COVER</b> TB 21" YELLOW (N°4 pieces)	8-11900268		-	-	O	O	-

## OPTIONAL ACCESSORIES FOR LIGHT TYRE CHANGERS

OPTIONAL ACCESSORIES FOR LIGHT TYRE CHANGERS				Proline 324	Proline 324 LL	Proline 321	Proline 221	Proline 124 TI
Image	Description	Code						
x4 	<b>DEMOUNT TAIL PROTECTION COVER</b> Yellow (N°4 pieces)	8-11900267		O	-	O	O	O
x4 	<b>DEMOUNT HEAD PROTECTION COVER</b> Yellow (N°4 pieces)	8-11900266		O	-	O	O	O
 x10  x5  x15	<b>Protection kit</b> for LL tool head	8-11120081		-	O	-	-	-

## PROLINE 426

14"-26" - SEMI AUTOMATIC TYRE CHANGER


### STANDARD ACCESSORIES



Code	Electric Supply	Description	
0-12102101/16	380-400V/3Ph/50Hz	<b>PROLINE 426</b> semi-automatic tyre changers.	
0-12102102/16	230V/3Ph/60Hz	<b>PROLINE 426</b> semi-automatic tyre changers.	
0-12102103/16	230V/1Ph/60Hz	<b>PROLINE 426</b> semi-automatic tyre changers.	
0-12102104/16	230V/1Ph/50Hz	<b>PROLINE 426</b> semi-automatic tyre changers.	
8-12100144		<b>Customization Kit - Proline 426</b>	

**PROLINE 440**





14"-56" - SEMI AUTOMATIC TYRE CHANGER

**STANDARD ACCESSORIES**

Code	Electric Supply	Description	
0-12104301/16	400V/3Ph/50Hz	<b>PROLINE 440</b>	
0-12104302/16	230V/3Ph/60Hz	<b>PROLINE 440</b>	
0-12104303/16	400V/3Ph/60Hz	<b>PROLINE 440</b>	
8-12120012		Customization kit <b>PROLINE 440</b>	




## OPTIONAL ACCESSORIES FOR TRUCK TYRE CHANGERS

Image	Description	Code		Proline 426	Proline 440
 <p>x4</p>	<b>CGL56 Protection ALU rims - Alloy rim jaws kit</b>	8-12120019		-	○
 <p>X4</p>	<b>Inserts kit for CGL56 alloy wheel protections</b>	8-12100045		-	○
	<b>Alloy rim clamp tool</b>	801227195		○	○
	<b>Locking adapter for alloy wheels Ø 161 mm</b>	8-12100007		○	○
	<b>Locking adapter for alloy wheels Ø 164 mm</b>	8-12100005		○	○
	<b>Locking adapter for alloy wheels Ø 176 mm</b>	8-12100006		○	○
	<b>Locking adapter for alloy wheels Ø 202 mm</b>	8-12100008		○	○
	<b>Locking adapter for alloy wheels Ø 220 mm</b>	8-12300001		○	○
	<b>Locking adapter for alloy wheels Ø 221 mm</b>	8-12100009		○	○
	<b>Locking adapter for alloy wheels Ø 281 mm</b>	8-12100010		○	○

## PROLINE 750

### STANDARD ACCESSORIES



Code	Electric Supply	Description
0-21900036/00	200÷230V/1Ph/50-60Hz	<b>PROLINE 750 PROF</b> Display wheel balancer with SmartArm automatic data input (distance & diameter 26"), automatic balancing with brake at the end of the electronic cycle (wheel guard included, centering and locking kit included)
0-21900034/00	100÷115V/1Ph/50-60Hz	<b>PROLINE 750 PROF</b> As above but with different power supply
0-21900044/00	200÷230V/1Ph/50-60Hz	<b>PROLINE 750 PROF NO WHEEL GUARD</b> Display wheel balancer with SmartArm automatic data input (distance & diameter 26"), automatic balancing with brake at the end of the electronic cycle (wheel guard NOT included, centering and locking kit included)
0-21900040/00	100÷115V/1Ph/50-60Hz	<b>PROLINE 750 PROF NO WHEEL GUARD</b> As above but with different power supply
0-21900035/00	200÷230V/1Ph/50-60Hz	<b>PROLINE 750 BASIC</b> Display wheel balancer with manual data input, automatic balancing with brake at the end of the electronic cycle (wheel guard included, centering and locking kit included)
0-21900033/00	100÷115V/1Ph/50-60Hz	<b>PROLINE 750 BASIC</b> As above but with different power supply
0-21900039/00	100÷115V/1Ph/50-60Hz	<b>PROLINE 750 BASIC NO WHEEL GUARD</b> Display wheel balancer with manual data input, automatic balancing with brake at the end of the electronic cycle (wheel guard NOT included, centering and locking kit included)
8-21900201		

BASE COLOR IS GRAY RAL 7040 (/39) OR RED RAL 3002 (/16)

## PROLINE 780




### STANDARD ACCESSORIES






Code	Electric Supply	Description
0-21900038/00	200÷230V/1Ph/50-60Hz	<b>PROLINE 780</b> Monitor wheel balancer with SmartArm automatic data input (distance & diameter 26"), automatic balancing with brake at the end of the electronic cycle (wheel guard included, centering and locking kit included, monitor NOT included)
0-21900037/00	100÷115V/1Ph/50-60Hz	<b>PROLINE 780</b> As above but with different power supply
8-21900213		<b>Customization kit</b> Proline 780 (Compulsory)

**BASE COLORS ARE GRAY RAL 7040 (/39) OR RED RAL 3002 (/16)**





## OPTIONAL ACCESSORIES FOR WHEEL BALANCERS

Image	Description	Code		Proline 780	Proline 750 PROF	Proline 750 BASIC
	<b>19" wide-screen monitor</b>	8-21100235		<input type="checkbox"/>	<input type="checkbox"/>	<input type="checkbox"/>
	<b>CCK</b> Colored front panel to be ordered only when the chassis color is grey (*)	8-21900206/xx		<input type="checkbox"/>	<input type="checkbox"/>	<input type="checkbox"/>
	<b>PB</b> Pedal brake	8-21900207		<input type="checkbox"/>	<input type="checkbox"/>	<input type="checkbox"/>

(\*) the CCKT kit can be purchased in the following colors:

- RAL 3002 Red /16 
- RAL 9007 Gray /37 
- RAL 7030 Gray /69 
- RAL 7016 Gray /34 
- RAL 5002 Blue /20 
- RAL 1003 Yellow /45 

## OPTIONAL ACCESSORIES FOR WHEEL BALANCERS

Image	Description	Code		Proline 780	Proline 750 PROF	Proline 750 BASIC
	<b>EG2</b> External width detector, only for versions with automatic data input	8-21900209		O	O	-
	<b>LASER &amp; LED</b> kit	8-21100238		O	O	O
	<b>WG</b> Wheel guard kit, only for ProLine 750 versions without wheel guard included	8-21900211			O	O
 <div style="display: flex; justify-content: space-around; margin-top: 5px;"> <span data-bbox="206 1385 273 1417">DX1</span> <span data-bbox="318 1385 385 1417">CF1</span> <span data-bbox="430 1385 497 1417">CF2</span> </div>	<b>DX-CBF</b> Pair of centering cone for van wheels (117-173 mm) with aluminium spacer Ø 40 mm	8-21100141		O	O	O
	DX1 Spacer	4-107426				
	CF1 Cone for vans ø 117÷147 mm	4-107423				
	CF2 Cone for van ø 143÷173 mm	4-107424				






## OPTIONAL ACCESSORIES FOR WHEEL BALANCERS

Image	Description	Code		Proline 780	Proline 750 PROF	Proline 750 BASIC
	<b>ARU40</b> Ø42÷156 mm (1.65"÷6,14") recessed spring included	8-21900191		■	■	■
<ul style="list-style-type: none"> <li><b>B1</b> ø 56,6÷57,1 mm</li> <li><b>B2</b> ø 65÷67 mm</li> <li><b>B3</b> ø 73,2÷75,4 mm</li> <li><b>B4</b> ø 63,3÷64,2 mm</li> <li><b>B5</b> ø 58÷60,1 mm</li> <li><b>B7</b> ø 54÷56,1 mm</li> </ul>	<b>SBC</b> Set of six centring bushes ø 40	8-21100082		○	○	○
	B1 Smart (Mercedes), SEAT, Chevrolet, Fiat (Grande Punto), Opel, Audi, Skoda, VW	4-105075				
	B2 Citroen, Fiat (Scudo), Ford (Transit), Opel, Peugeot, Saab, Volvo, VW, Nissan, Audi (A4), Mercedes, Hyundai, Kia, Mazda, Mitsubishi	4-105076				
	B3 Aston Martin, BMW (X5, X6), Suzuki (Carry), Jaguar	4-105077				
	B4 Ford, Jaguar, Mazda (121, Mazda 2), Volvo, Honda, Alfa Romeo	4-105078				
	B5 Alfa Romeo, Citroen, Fiat, Lancia, Peugeot, Lada, Nissan, Dacia, Renault, Subaru, Toyota	4-105079				
	B7 Citroen (C1), Daihatsu, Hyundai, Kia, Mazda, Opel (Agila), Peugeot (106, 107), Subaru, Suzuki, Toyota, Honda, Mini (BMW), Proton	4-105080				
<p>ARS      DARS</p>	<b>ARS</b> "Racing" accessory for sports wheels, for use with Racing bush	8-21100089		○	○	○
	<b>DARS</b> Spacer 30 mm	4-105171				
<p>FT1      DEB      RFS      CEP      CHT6</p> <p>CHI6</p>	<b>FRU-SA D.40</b> Universal self-centring flange for wheels with or without central hole, (hole ø min. 90 max. 210 mm)	8-21100091		○	○	○
	FT 1 Connecting rod with pin	2401415				
	DEB Conical/spheric nut for wheel fixing	321878				
	CHT6 T-Hexagonal key CH 6	4-105877				
	RFS Caliper	441286				
	CEP Hexagonal key (22 mm)	426517				
CHI 6 Hexagonal key CH6	600906					

## OPTIONAL ACCESSORIES FOR WHEEL BALANCERS

Image	Description	Code		Proline 780	Proline 750 PROF	Proline 750 BASIC
	<b>BVFF</b> Set of five bushes for precise centring on FRU flange	8-21100092		O	O	O
	BF1 Bushing ø 55 Peugeot	4-105110				
	BF2 Bushing ø 58,1 Fiat Ritmo e Citroën CX/Evasion, Peugeot 806	4-105174				
	BF3 Bushing ø 60,1 Renault	4-105175				
	BF4 Bushing ø 65 Peugeot, Citroën	4-105176				
	BF5 Bushing ø 57 BMW,VW, AUDI, SEAT	4-106570				
	<b>PFC</b> weight pliers	802227308		O	O	O
	<b>TT 80</b> Universal pneumatic lifter, max load kg 80	8-21100161		O	O	O

## OPTIONAL ACCESSORIES FOR WHEEL BALANCERS

Image	Description	Code		Proline 780	Proline 750 PROF	Proline 750 BASIC
	<p><b>BUK BASIC</b> Basic bike universal kit to balance motorcycle and scooter wheels; complete with SK14 code 8-21900228 (also suitable for Proline 60)</p> <p>* Motorcycle extension gauge NOT included</p>	8-21900210		O	O	O
	<p><b>PRA5</b> Motorcycle extension gauge</p>	8-21900225		O	O	O
	<p><b>SK10</b> Wheel centering cone <math>\varnothing</math>11-20 mm</p>	8-21900226		O	O	O
	<p><b>SK12</b> Wheel centering cone <math>\varnothing</math>13-24 mm</p>	8-21900227		O	O	O
	<p><b>SK19</b> Wheel centering cone: <math>\varnothing</math>21-51 mm</p>	8-21900229		O	O	O
	<p><b>SK14</b> Wheel centering cone: <math>\varnothing</math>15-25 mm - <math>\varnothing</math>20-35 mm (also supplied with BUK BASIC code 8-21900210)</p>	8-21900228		O	O	O
	<p><b>PRA6</b> Motorcycle extension gauge (for PRO LINE 60)</p>	8-21900224		-	-	-



## PROLINE TRUCK 150





### STANDARD ACCESSORIES









Code	Electric Supply	Description	
0-21900026/39	200÷230V/1Ph/50-60Hz	<b>Proline TRUCK 150</b> LCD Display electronic wheel balancer with automatic data input and automatic brake at the end of the spin; ITS Inverter Technology System; wheel guard and wheel lifter included	
0-21900025/39	100÷115V/1Ph/50-60Hz	<b>Proline TRUCK 150</b> As above but with different power supply	
8-21900182		<b>Customization kit</b> Proline Truck 150 (Compulsory)	

BASE COLOR IS GRAY RAL 7040 (/39) ■





## OPTIONAL ACCESSORIES FOR PROLINE TRUCK 150

Image	Description	Code	
	<p><b>CCKT</b> Colored front panel (*)</p>	<p>8-21900187/xx</p>	
	<p><b>L&amp;L KIT</b> Laser &amp; Led kit</p>	<p>8-21900188</p>	
<p>FPC</p> 	<p><b>ART40</b> Trucks flanges centering kit PCD 5 x 225, 285,75, 335 mm PCD 4 x 275, 285 mm</p>	<p>8-21900220</p>	
	<p><b>KCT40</b> Range 1: 211÷218 mm Range 2: 217÷224 mm Range 3: 277÷285 mm</p>	<p>8-21900193</p>	




(\*) the CCK kit can be purchased in the following colors:

- RAL 3002 Red /16 
- RAL 9007 Gray /37 
- RAL 7030 Gray /69 
- RAL 7016 Gray /34 
- RAL 5002 Blue /20 
- RAL 1003 Yellow /45 

## OPTIONAL ACCESSORIES FOR PROLINE TRUCK 150

Image	Description	Code	
	<p><b>GGR40</b> Centering kit diam 40 for central hole wheels 183,5÷223 mm - 17,5" - 19.5"rims (IVECO-MAN- DAF)</p>	8-21100261	
	<p><b>ARFT40</b> Range 1: 95÷175 mm Range 2: 120÷133 mm Range 3: 144÷166 mm</p>	8-21900189	
	<p><b>ARU40</b> Ø42÷156 mm (1.65"÷6,14") - recessed spring included</p>	8-21900191	
	<p><b>GTV40</b> Standard ring nut</p>	8-21900194	
	<p><b>GTR40 EVO PRO</b> Steel quick nut Ø 40x4 mm</p>	8-21100275	

### OPTIONAL ACCESSORIES FOR PROLINE TRUCK 150

Image	Description	Code	
	<b>GTR40 EVO</b> - Quick nut Ø 40x4 mm	8-21100276	
	<b>TWS40</b> Truck wheel spacer Ø 40 (30mm - 1.19")	8-21100290	
	<b>ACCESSORY RACK</b>	8-21101402	





NEXION S.p.A.  
Strada Statale 468 n° 9 - 42015 CORREGGIO - R.E. - ITALY  
Tel. +39 0522 639.111 - Fax +39 0522 639.150 - [www.corgchi.com](http://www.corgchi.com) - [info@corgchi.com](mailto:info@corgchi.com)



To protect the planet and reduce paper usage, our catalogues are viewable online at the website [www.corgchi.com](http://www.corgchi.com). Printing responsibly contributes to saving the environment.

The manufacturer reserves the right to modify the features of its products at any time.  
Code DPCG000244\_Poline\_EX\_11\_2023