



EQUIPMENT CATALOGUE
EFFECTIVE
DECEMBER 2017

PROLINE
and Original Accessories

REL. JUNE 2018

NEXT RELEASE JULY 2018

The company declines any responsibility for any complaint coming from the use of not original accessories or spares with consequent forfeiture of the CE conformity declaration

SUMMARY

LIGHT TYRE CHANGER WITH "LEVA LA LEVA" TECHNOLOGY

PROLINE 422 LL SERIES 4

LIGHT TYRE CHANGER

PROLINE 322 T.I. SERIES 5

PROLINE 322 SERIES 6

PROLINE 122 SERIES 7

OPTIONAL ACCESSORIES FOR LIGHT TYRE CHANGERS 8

TRUCK TYRE CHANGERS

@426 13

CAR WHEEL BALANCERS

PROLINE 680 14

COMPULSORY ACCESSORIES FOR PROLINE 680 14


PROLINE 650 15

COMPULSORY ACCESSORIES FOR PROLINE 650 16

OPTIONAL ACCESSORIES FOR WHEEL BALANCERS 16

LIGHT TYRE CHANGER WITH "LEVA LA LEVA" TECHNOLOGY

PROLINE 422 LL SERIES



COD. 8-11400293
x5 x10

COD. 8-11120013



x2

STANDARD ACCESSORIES

COD. 8-11120014



x3

COD. 801262417



x2



COD. 801258383

COD. 8-11100044



x4



CODE	ELECTRIC SUPPLY	DESCRIPTION
0-11900101/00	400V/3Ph/50Hz	PROLINE 422 LL
0-11900131/00	400V/3Ph/50Hz	PROLINE 422 LL 2V
0-11900102/00	200-230V/1Ph/50Hz	PROLINE 422 LL
0-11909612/00	200-230V/1Ph/60Hz	PROLINE 422 LL
0-11900141/00	200-230V/3Ph/60Hz	PROLINE 422 LL 2V
8-11120020		Customization kit Proline 422 LL
0-11900201/00	400V/3Ph/50Hz	PROLINE 422 LL T.I.
0-11900231/00	400V/3Ph/50Hz	PROLINE 422 LL T.I. 2V
0-11900202/00	200-230V/1Ph/50Hz	PROLINE 422 LL T.I.
0-11909912/00	200-230V/1Ph/60Hz	PROLINE 422 LL T.I.
0-11900241/00	200-230V/3Ph/50Hz	PROLINE 422 LL T.I. 2V
8-11120024		Customization kit Proline 422 LL T.I.


NEW



LIGHT TYRE CHANGER

PROLINE 322 T.I. SERIES

STANDARD ACCESSORIES



CODE	ELECTRIC SUPPLY	DESCRIPTION
0-111909931/00	400V/3Ph/50Hz	Proline 322 T.I. 2V
0-111909941/00	200-230V/3Ph/60Hz	Proline 322 T.I. 2V
8-11120011		Customization kit Proline 322 T.I. 2V
0-11109901/00	400V//3Ph/50Hz	Proline 322 T.I.
0-11109902/00	200-230V/1Ph/50Hz	Proline 322 T.I.
0-11109904/00	100-115V/1Ph/60Hz	Proline 322 T.I.
0-11109911/00	200-230V/3Ph/60Hz	Proline 322 T.I.
0-11109912/00	200-230V/1Ph/60Hz	Proline 322 T.I.
0-11109921/00	200V/3Ph/50Hz	Proline 322 T.I.
8-11100278		Customization kit Proline 322 T.I.


NEW



LIGHT TYRE CHANGER

PROLINE 322 SERIES

STANDARD ACCESSORIES



CODE	ELECTRIC SUPPLY	DESCRIPTION
0-11909631/00	400V//3Ph/50Hz	Proline 322 2V
0-11909641/00	200-230V//3Ph/60Hz	Proline 322 2V
8-11120009		Customization kit Proline 322 2V
0-11109601/00	400V//3Ph/50Hz	Proline 322
0-11109602/00	200-230V//1Ph/50Hz	Proline 322
0-11109621/00	200V//3Ph/50Hz	Proline 322
0-11109612/00	200-230V//1Ph/60Hz	Proline 322
0-11109611/00	200-230V//3Ph/60Hz	Proline 322
8-11100254		Customization kit Proline 322

NEW



LIGHT TYRE CHANGER

PROLINE 122 SERIES

STANDARD ACCESSORIES

x 1



COD.
801258383

x 4

COD.
8-11100044



x 4

COD.
801258898




x 10

COD.
801254341



x 1






CODE	ELECTRIC SUPPLY	DESCRIPTION
0-11109811/00	200-230V/3Ph/60Hz	Proline 122 T.I.
0-11109802/00	200-230V/1Ph/50Hz	Proline 122 T.I.
0-11109804/00	115V/1Ph/60Hz	Proline 122 T.I.
0-11109801/00	380-400V/3Ph/50Hz	Proline 122 T.I.
8-11100255		Customization kit Proline 122 T.I.
0-11114012/00	200-230V/1Ph/60Hz	Proline 122 N
0-11114002/00	200-230V/1Ph/50Hz	Proline 122 N
0-11114001/00	400V/3Ph/50Hz	Proline 122 N
8-11100323		Customization kit Proline 122 N

NEW



/00: ALL MODELS CAN BE PURCHASED EITHER IN  GRAY RAL 7040 (/39) OR  RED RAL 3002 (/16)



OPTIONAL ACCESSORIES FOR LIGHT TYRE CHANGERS

OPTIONAL ACCESSORIES FOR LIGHT TYRE CHANGERS				PROLINE 422 LL	PROLINE 322	PROLINE 122
	DESCRIZIONE	CODE				
	Adjustment kit for LL head tool.	8-11100296		O	-	-
x5  x10	Spare kit for LL head tool plastic protections.	8-11400293		O	-	-
	Helper 4FD.	8-11100343		O	O	O

NEW

■ = Standard ○ = Compatible - = NOT compatible

OPTIONAL ACCESSORIES FOR LIGHT TYRE CHANGERS







OPTIONAL ACCESSORIES FOR LIGHT TYRE CHANGERS				PROLINE 422 LL	PROLINE 322	PROLINE 122
	DESCRIZIONE	CODE				
IMAGE NOT AVAILABLE	Customization and installation kit for HELPER 4FD (compulsory).	8-11100349		O	O	
	Helper SX3.	8-11900001		-	-	O
	Helper SX1.	8-11100399		-	-	O
IMAGE NOT AVAILABLE	Motorcycle bead breaker blade	8-11120027		-	O	O

NEW

■ = Standard ○ = Compatible - = NOT compatible









OPTIONAL ACCESSORIES FOR LIGHT TYRE CHANGERS

OPTIONAL ACCESSORIES FOR LIGHT TYRE CHANGERS				PROLINE 422 LL	PROLINE 322	PROLINE 122
	DESCRIZIONE	CODE				
 x4	Set of 4 motorcycle adaptors	8-11100036		-	○	○
	M/d head tool for Scooter wheels.	801252083		-	○	○
	Set of 6 black plastic protections for breaker blade.	801258383		-	○	○
	Set of 12 front plastic inside clamp protections.	8-11100044		-	○	○
	Set of 6 black plastic protections for bead lever.	801246241		-	○	○
	Set of 5 black plastic pads for tool head.	801258898		-	○	○

NEW

■ = Standard ○ = Compatible - = NOT compatible





OPTIONAL ACCESSORIES FOR LIGHT TYRE CHANGERS

OPTIONAL ACCESSORIES FOR LIGHT TYRE CHANGERS				PROLINE 422 LL	PROLINE 322	PROLINE 122
	DESCRIZIONE	CODE				
	Set of 10 pieces of front plastic inserts for tool head.	801254341		-	○	○
	Plastic tool head complete with support.	801250309		-	○	○
	Bead pressing clamp for Run Flat tyres.	801262417		-	○	○
	Plastic bead pressing clamp.	801435685		-	○	○
 x4	Set of 4 adapters for 8-9" rims (it can lock from outside rims up to 6").	8-11100042		-	○	○
 x4	Set of 4 adapters for increasing outside locking of 4".	8-11100041		-	○	○

NEW

■ = Standard ○ = Compatible - = NOT compatible

OPTIONAL ACCESSORIES FOR LIGHT TYRE CHANGERS

				PROLINE 422 LL	PROLINE 322	PROLINE 122
	DESCRIZIONE	CODE				
IMAGE NOT AVAILABLE	EC Asturo pistol (EC approved).	8-11100362		-	○	○
IMAGE NOT AVAILABLE	Inflating pistol bar/psi (No CE).	8-11100357		-	○	○
	Valve core screw driver car/truck (1 piece).	801461005		-	○	○
	Valve inserting lever.	801461004		-	○	○
	Set of 3 plastic protections from rim edge	801461007		-	○	○
	5 kg. grease bucket holder	801232202		-	○	○



NEW

■ = Standard ○ = Compatible - = NOT compatible

TRUCK TYRE CHANGERS

@426

STANDARD ACCESSORIES



BASE COLOR IS GRAY RAL 7004 (/53)

CODE	ELECTRIC SUPPLY	DESCRIPTION
0-12102101/53	380-400V/3Ph/50Hz	@426 semi-automatic tyre changers.
8-12100144		CUSTOMIZATION KIT- @426


NEW

CORGHI

CAR WHEEL BALANCERS

PROLINE 680


STANDARD ACCESSORIES



BASE COLOR IS GRAY RAL 7040 (/39)

CODE	ELECTRIC SUPPLY	DESCRIPTION
0-21900014/39	200-230V/1Ph/50-60Hz	Proline 680 - Monitor wheel balancer with automatic data input and automatic brake at the end of the spin (Monitor and wheel guard NOT included, centering and locking kit included).
0-21900015/39	100-115V/1Ph/50-60Hz	As above , but with different power supply.

COMPULSORY ACCESSORIES FOR PROLINE 680

	DESCRIPTION	CODE
IMAGE NOT AVAILABLE	Customization kit - Proline 680	8-21900011
	44" Wheel guard complete with support (Mandatory in EC and EFTA countries).	8-21100188

NEW

CORGHI

CAR WHEEL BALANCERS

PROLINE 650

STANDARD ACCESSORIES



BASE COLOR IS GRAY RAL 7040 (/39)




CODE	ELECTRIC SUPPLY	DESCRIPTION
0-21900003/39	200-230V/1Ph/50-60Hz	Proline 650 LCD Display electronic wheel balancer with automatic data input and automatic brake at the end of the spin (wheel guard NOT included, centering and locking kit included).
0-21900005/39	100-115V/1Ph/50-60Hz	As above but with different power supply.
0-21900004/39	200-230V/1Ph/50-60Hz	Proline 650 LCD Display electronic wheel balancer with manual data input and automatic brake at the end of the spin (wheel guard NOT included, centering and locking kit included).
0-21900006/39	100-115V/1Ph/50-60Hz	As above but with different power supply.


NEW



COMPULSORY ACCESSORIES FOR PROLINE 650

	DESCRIPTION	CODE	
IMAGE NOT AVAILABLE	Customization kit - Proline 650	8-21900006	
	44" Wheel guard complete with support (Mandatory in EC and EFTA countries).	8-21100188	




OPTIONAL ACCESSORIES FOR WHEEL BALANCERS

	DESCRIPTION	CODE		Proline 680	Proline 650	Proline 650M
	19" wide-screen monitor.	8-21100235		○	-	-

NEW

■ = Standard ○ = Compatible - = NOT compatible




OPTIONAL ACCESSORIES FOR WHEEL BALANCERS

				Proline 680	Proline 650	Proline 650M
	DESCRIPTION	CODE				
	CCK - Customization colour kit (metal panel).	8-21900005/XX		O	O	O
	PB - Pedal brake.	8-21900004		O	O	O
	EG1 - Width wheel measurement kit (only for automatic data input version).	8-21100074		O	O	-

NEW

■ = Standard ○ = Compatible - = NOT compatible




OPTIONAL ACCESSORIES FOR WHEEL BALANCERS

OPTIONAL ACCESSORIES FOR WHEEL BALANCERS				Proline 680	Proline 650	Proline 650M
	DESCRIPTION	CODE				
	CIP - Intermediate cone \varnothing 55÷72 mm.	8-21100200		○	○	○
 CP4 PCF1 CF1	ARF Accessory for off-road wheels \varnothing 102,5÷118,5mm \varnothing 101÷119 mm.	8-21100080		○	○	○
	PCF1 Wheel protector for centring alloy rims	4-115868				
	CF1 Wheel clamping cap \varnothing 125 mm	4-115863				
	CP4 Off-road wheel cone (vans)	4-104793				
 DX1 CF1 CF2	DX-CBF - Pair of centering cone for van wheels (117-173 mm) with aluminium spacer \varnothing 40 mm.	8-21100141		○	○	○
	DX1 Spacer	4-107426				
	CF1 Cone for vans \varnothing 117÷147 mm	4-107423				
	CF2 Cone for van \varnothing 143÷173 mm	4-107424				

NEW

■ = Standard ○ = Compatible - = NOT compatible


OPTIONAL ACCESSORIES FOR WHEEL BALANCERS

				Proline 680	Proline 650	Proline 650M	
	DESCRIPTION	CODE					
 <p>B1 ø 56,6÷57,1 mm</p> <p>B2 ø 65÷67 mm</p> <p>B3 ø 73,2÷75,4 mm</p> <p>B4 ø 63,3÷64,2 mm</p> <p>B5 ø 58÷60,1 mm</p> <p>B7 ø 54÷56,1 mm</p>	<p>SBC - Set of six centring bushes ø 40.</p> <p>B1 Smart (Mercedes), SEAT, Chevrolet, Fiat (Grande Punto), Opel, Audi, Skoda, VW</p> <p>B2 Citroen, Fiat (Scudo), Ford (Transit), Opel, Peugeot, Saab, Volvo, VW, Nissan, Audi (A4), Mercedes, Hyundai, Kia, Mazda, Mitsubishi</p> <p>B3 Aston Martin, BMW (X5, X6), Suzuki (Carry), Jaguar</p> <p>B4 Ford, Jaguar, Mazda (121, Mazda 2), Volvo, Honda, Alfa Romeo</p> <p>B5 Alfa Romeo, Citroen, Fiat, Lancia, Peugeot, Lada, Nissan, Dacia, Renault, Subaru, Toyota</p> <p>B7 Citroen (C1), Daihatsu, Hyundai, Kia, Mazda, Opel (Agila), Peugeot (106, 107), Subaru, Suzuki, Toyota, Honda, Mini (BMW), Proton</p>	<p>8-21100082</p> <p>4-105075</p> <p>4-105076</p> <p>4-105077</p> <p>4-105078</p> <p>4-105079</p> <p>4-105080</p>		<p>○</p> <p>○</p> <p>○</p> <p>○</p> <p>○</p> <p>○</p>	<p>○</p> <p>○</p> <p>○</p> <p>○</p> <p>○</p> <p>○</p>	<p>○</p> <p>○</p> <p>○</p> <p>○</p> <p>○</p> <p>○</p>	
	 <p>ARS</p> <p>DARS</p>	<p>ARS - "Racing" accessory for sports wheels, for use with Racing bush</p> <p>DARS Spacer 30 mm</p>	<p>8-21100089</p> <p>4-105171</p>		<p>○</p> <p>○</p>	<p>○</p> <p>○</p>	<p>○</p> <p>○</p>
		 <p>FRU-SA</p> <p>DEB</p> <p>RFS</p> <p>CEP</p> <p>CHI6</p>	<p>FRU - Universal self-centring flange for wheels with or without central hole, (hole ø min. 90 max. 210 mm).</p> <p>FRU SA Connecting rod with pin</p> <p>DEB Conical/spheric nut for wheel fixing</p> <p>RFS Caliper</p> <p>CEP Hexagonal key (22 mm)</p> <p>CHI 6 Hexagonal key CH6</p>	<p>8-21100091</p> <p>2401415</p> <p>321878</p> <p>441286</p> <p>426517</p> <p>600906</p>		<p>○</p> <p>○</p> <p>○</p> <p>○</p> <p>○</p>	<p>○</p> <p>○</p> <p>○</p> <p>○</p> <p>○</p>

NEW

■ = Standard ○ = Compatible - = NOT compatible

OPTIONAL ACCESSORIES FOR WHEEL BALANCERS

				Proline 680	Proline 650	Proline 650M
	DESCRIPTION	CODE				
	BVFF - Set of five bushes for precise centring on FRU flange.	8-21100092		○	○	○
	BF1 Bushing ø 55 Peugeot	4-105110				
	BF2 Bushing ø 58,1 Fiat Ritmo e Citroën CX/Evasion, Peugeot 806	4-105174				
	BF3 Bushing ø 60,1 Renault	4-105175				
	BF4 Bushing ø 65 Peugeot, Citroën	4-105176				
	BF5 Bushing ø 57 BMW,VW, AUDI, SEAT	4-106570				
IMAGE NOT AVAILABLE	PFC - weight pliers.	802227308		○	○	○

NEW

■ = Standard ○ = Compatible - = NOT compatible

ACCESSORIES FOR WHEEL BALANCERS FOR MOTORCYCLES

CENTERING AND CLAMPING ACCESSORIES FOR MOTORCYCLE WHEELS


In the range of accessories for off-the-vehicle wheel balancers is now available the new BIKES UNIVERSAL KIT with various additional sets for centering and dynamic balancing of motorcycle wheels.

Easy to install and quickly to use. Ideal for small scooter wheels up to 21 inches large off-road type; without forgetting the wide chopper type and those monolever without bearings.


Balancing results excellent!

Universal for all wheel balancers in range both manual and automatic clamping.


EXAMPLE OF USE




Shaft with centering cones.




Shaft with centering sleeves.



Motorcycle shaft with same diameter as the floating bearing.



Shaft with special centering kit.



NEW



OPTIONAL ACCESSORIES FOR WHEEL BALANCERS

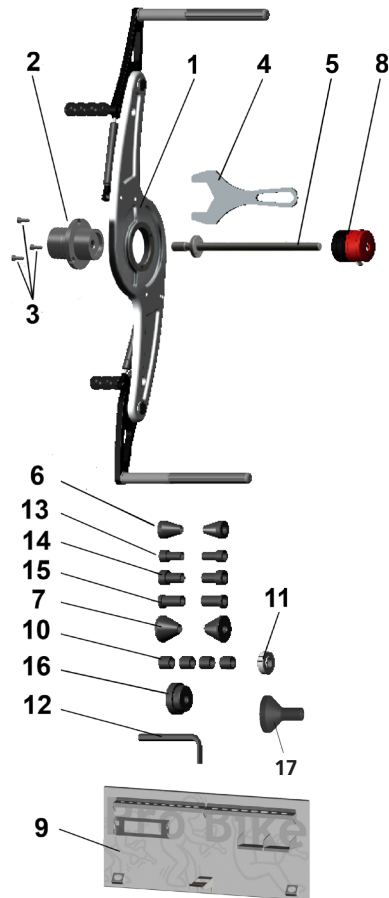
Proline 680

Proline 650

Proline 650M

DESCRIPTION

CODE



BIKE UNIVERSAL KIT

Basic device for balancing motorcycles and scooters wheels.
Wheel holder shaft 14 mm.

1	DRAGGING GROUP	3-03408
2	CYLINDRICAL CHUCK	3-03409
3	HEXAGON SOCKET SCREW M 6X14	3-03410
4	SINGLE HEAD WRENCH SW50	3-03411
5	WHEEL HOLDER SHAFT Ø 14 MM	3-03412
6	CENTERING CONE 15÷30 MM	3-03413
7	CENTERING CONE 16÷45 MM (SCOOTER)	3-03414
8	QUICK FIX FOR SHAFT Ø 14 MM	3-03415
9	WALL BOARD	3-03416
10	SHORT SPACER	3-03417
11	M 14 KNURLED NUT	3-03418
12	HEXAGON SOCKET HEAD KEY SW4	3-03419
13	CENTERING SLEEVE Ø 15 MM	3-03420
14	CENTERING SLEEVE Ø 17 MM	3-03421
15	CENTERING SLEEVE Ø 20 MM	3-03422
16	PIAGGIO CENTERING SLEEVE	3-03423
17	BMW/HONDA PRESSURE PIECE	3-03407

8-21120012

○

○

○

NEW

■ = Standard ○ = Compatible - = NOT compatible

OPTIONAL ACCESSORIES FOR WHEEL BALANCERS

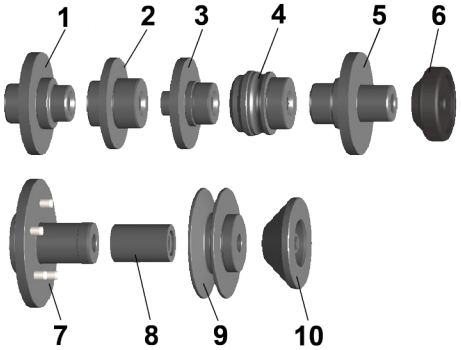


				Proline 680	Proline 650	Proline 650M
	DESCRIPTION	CODE				
	BIKE UPGRADE KIT 19 Additional module to BIKE UNIVERSAL KIT.					
	1	CENTERING SLEEVE D. 22 mm	3-03383			
	2	CENTERING SLEEVE D. 25,4 mm	3-03384			
	3	CENTERING SLEEVE D. 25 mm	3-03385			
	4	CENTERING SLEEVE D. 26 mm	3-03386			
	5	CENTERING SLEEVE D. 28 mm	3-03387			
	6	CENTERING SLEEVE D. 32 mm	3-03388			
	7	CENTERING SLEEVE D. 35 mm	3-03389			
	8	CENTERING SLEEVE D. 30 mm	3-03390			
	9	SHORT SPACER D. 20 mm	3-03391			
	10	HARLEY D. PRESSURE SWITCH	3-03392	8-21120013		
	11	QUICK FIX FOR SHAFT D. 19	3-03393			
	12	M 14 KNURLED NUT	3-03418			
	13	WHEEL HOLDER SHAFT D. 19 mm	3-03396			
	14	WALL BOARD	3-03395			

NEW

■ = Standard ○ = Compatible - = NOT compatible



OPTIONAL ACCESSORIES FOR WHEEL BALANCERS

			Proline 680	Proline 650	Proline 650M																														
	DESCRIPTION	CODE																																	
	BIKE MONOLEVER KIT 19 Additional module to BIKE UPGRADE KIT for motorcycle wheels with monolever.	8-21120014		O O O																															
	<table border="1"> <tr> <td>1</td> <td>CENTERING SLEEVE DUCATI/TRIUMPH</td> <td>3-03397</td> </tr> <tr> <td>2</td> <td>CENTERING SLEEVE MV AGUSTA/HONDA</td> <td>3-03398</td> </tr> <tr> <td>3</td> <td>CENTERING SLEEVE HONDA GL 1800 / NTV 650</td> <td>3-03399</td> </tr> <tr> <td>4</td> <td>CENTERING SLEEVE APRILIA/BMW/YAMAHA</td> <td>3-03400</td> </tr> <tr> <td>5</td> <td>CENTERING SLEEVE TRIUMPH/HONDA VFR1200</td> <td>3-03401</td> </tr> <tr> <td>6</td> <td>PRESSUR PIECE</td> <td>3-03402</td> </tr> <tr> <td>7</td> <td>CENTERING FLANGE KTM SUPERDUKE+TRIUMPH</td> <td>3-03403</td> </tr> <tr> <td>8</td> <td>SPACING SLEEVE, LONG</td> <td>3-03404</td> </tr> <tr> <td>9</td> <td>CENTERING DISC BMW II (FROM YEAR OF MANUFACTURE 2005) ALSO R V1200 GS</td> <td>3-03405</td> </tr> <tr> <td>10</td> <td>CENTERING DISC BMW I (FROM YEAR OF MANUFACTURE 2005) APART R V1200 GS, MOTO GUZZI (FROM 2008) (INTERNAL Ø 14)</td> <td>3-03406</td> </tr> </table>					1	CENTERING SLEEVE DUCATI/TRIUMPH	3-03397	2	CENTERING SLEEVE MV AGUSTA/HONDA	3-03398	3	CENTERING SLEEVE HONDA GL 1800 / NTV 650	3-03399	4	CENTERING SLEEVE APRILIA/BMW/YAMAHA	3-03400	5	CENTERING SLEEVE TRIUMPH/HONDA VFR1200	3-03401	6	PRESSUR PIECE	3-03402	7	CENTERING FLANGE KTM SUPERDUKE+TRIUMPH	3-03403	8	SPACING SLEEVE, LONG	3-03404	9	CENTERING DISC BMW II (FROM YEAR OF MANUFACTURE 2005) ALSO R V1200 GS	3-03405	10	CENTERING DISC BMW I (FROM YEAR OF MANUFACTURE 2005) APART R V1200 GS, MOTO GUZZI (FROM 2008) (INTERNAL Ø 14)	3-03406
	1					CENTERING SLEEVE DUCATI/TRIUMPH	3-03397																												
	2					CENTERING SLEEVE MV AGUSTA/HONDA	3-03398																												
	3					CENTERING SLEEVE HONDA GL 1800 / NTV 650	3-03399																												
	4					CENTERING SLEEVE APRILIA/BMW/YAMAHA	3-03400																												
	5					CENTERING SLEEVE TRIUMPH/HONDA VFR1200	3-03401																												
	6					PRESSUR PIECE	3-03402																												
	7					CENTERING FLANGE KTM SUPERDUKE+TRIUMPH	3-03403																												
	8					SPACING SLEEVE, LONG	3-03404																												
	9					CENTERING DISC BMW II (FROM YEAR OF MANUFACTURE 2005) ALSO R V1200 GS	3-03405																												
10	CENTERING DISC BMW I (FROM YEAR OF MANUFACTURE 2005) APART R V1200 GS, MOTO GUZZI (FROM 2008) (INTERNAL Ø 14)	3-03406																																	
	Motorcycle wheel distance gauge extensions without clip.	8-21100155	- - O																																
	Motorcycle wheel distance gauge extensions with clip.	8-21100116	O O -																																
IMAGE NOT AVAILABLE	PFC - weight pliers.	802227308	O O O																																

NEW

■ = Standard ○ = Compatible - = NOT compatible





NEXION S.p.A.

Strada Statale 468 n° 9 - 42015 CORREGGIO - R.E. - ITALY

Tel. ++39 0522 639.111 - Fax ++39 0522 639.150 - www.corgi.com - info@corgi.com



To protect the planet and reduce paper usage, our catalogues are viewable online at the website www.corgi.com. Printing responsibly contributes to saving the environment.

The manufacturer reserves the right to modify the features of its products at any time.
Code: DPCG000538B_Proline_IT_06-2018