


Lift-Table

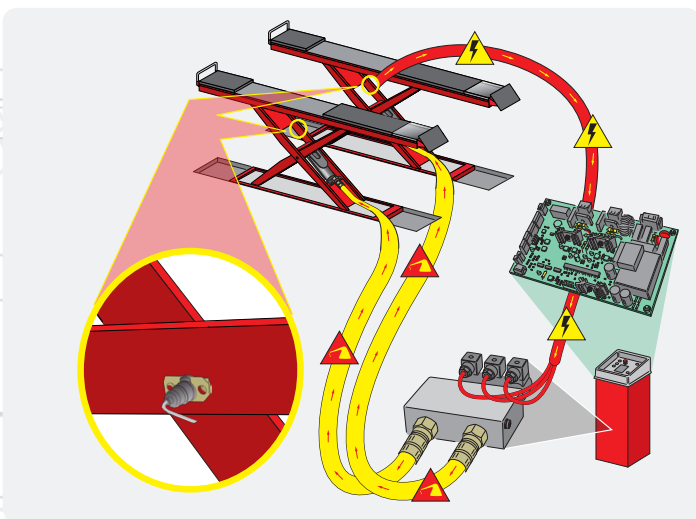


Scissor type electro-hydraulic lift

The runways are kept correctly aligned by a closed loop electrohydraulic circuit. Proportional hydraulic control ensures that, throughout the entire vertical travel, the runways move smoothly in perfect alignment and with no oscillation.



- To enable the wheel alignment cycle, the lift parking racks are adjustable; the electronics control whether the runways lift parking racks are engaged on the same tee




- The recesses for the turn plates and slip plates are adjustable (pre-set in factory) to ensure perfect planarity of the runways.


TECHNICAL DATA

Max. capacity	5000 kg
Lifting/lowering time	95 s
Power supply	230/400V - 3ph - 50Hz
Electric motor power	3 kw
Max. capacity Lift table	3500 kg
Lifting time LT	8"

ACCESSORIES ON REQUEST



8-42120008 Protection kit for pipes



8-42120009 Angle protections kit for pipes



8-42120003 Lighting kit (4 led)



8-42120004 Pipe extension kit L = 1 m. (HC1-T)



8-42120006 Pipe extension kit L = 2 m. (HC2-T)



8-43300014 Set of 4 extensions for pad (80 mm height)

DIMENSIONS

