


Lift-Table

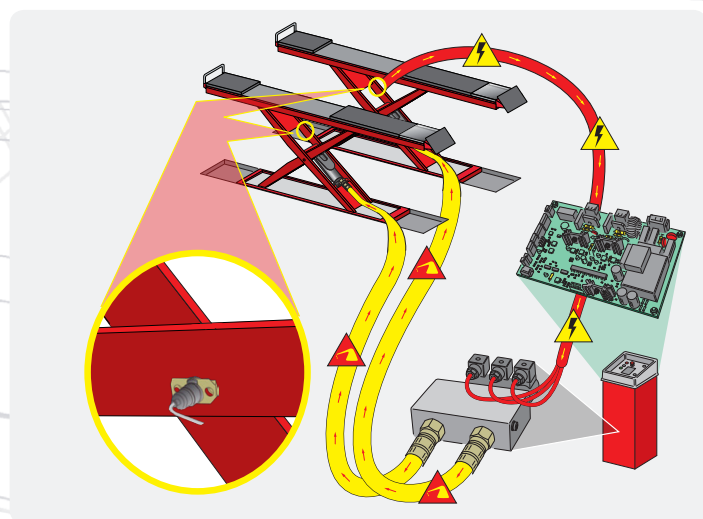


### Scissor type electro-hydraulic lift

The runways are kept correctly aligned by a closed loop electrohydraulic circuit. Proportional hydraulic control ensures that, throughout the entire vertical travel, the runways move smoothly in perfect alignment and with no oscillation.



- To enable the wheel alignment cycle, the lift parking racks are adjustable; the electronics control whether the runways lift parking racks are engaged on the same tee



- The recesses for the turn plates and slip plates are adjustable (pre-set in factory) to ensure perfect planarity of the runways.

### TECHNICAL DATA

Max. capacity	4300 kg
Lifting/lowering time	95 s
Power supply	230/400V - 3ph - 50Hz
Electric motor power	3 kw
Max. capacity Lift table	3500 kg
Lifting time LT	8"

## ACCESSORIES ON REQUEST



8-42300030


Extra long floor ramp kit

closed = 1120 mm  
open = 1920 mm  
intermediate = 1520 mm



8-42300060


Lighting kit



8-42300063


Hang ramp kit

L=1800 mm



8-42300081

Protection kit for pipes L= 1m



8-42300082

Angle protection kit for pipes

## DIMENSIONS

